

Name: _____



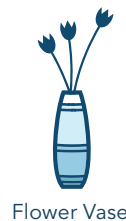
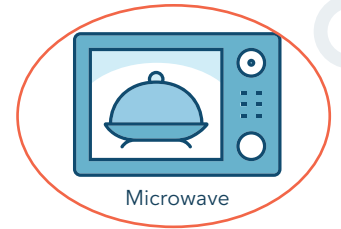


Energy Activity

Hi, I'm Fuzzy! Join me on my monster mission to save energy.

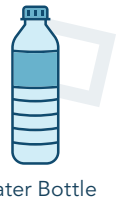
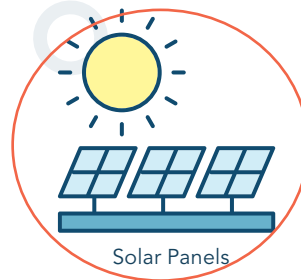
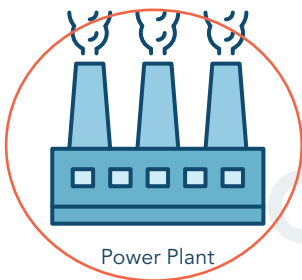
WARM-UP: ENERGY USE AND PRODUCTION



Circle all the objects that **USE** energy in your home.



Circle all the items that **MAKE** energy for the objects circled above.



COOLDOWN: ENERGY EFFICIENCY

After playing the Energy Monsters video game, answer the questions below.

1. What was ONE energy-saving item you installed in your house with Fuzzy?

Low-flow showerhead

2. How did installing this item help save energy? By installing the low-flow showerhead, I helped my family save money and energy. The low-flow showerhead helps reduce water consumption by 30%, which means that my family will consume less water, reducing the amount of energy we use to heat water.

3. **Predict it!** Why do you think it is important to save energy with energy-saving items?

It is important to use energy-saving items to:

1. Save the environment by reducing carbon emissions from energy production.

2. Save money by spending less on energy.

COMMITMENT: BE AN ENERGY SAVER

Congratulations! You're on your way to becoming an Energy Saver. Make a pledge to save energy, and don't forget to share what you have learned with all your family and friends.

I, _____, will do my best to help save energy by using energy-saving items when I can. This includes installing the items in the Kits for Kids box with an adult.

To become an Energy Saver, sign your name above.

