

SoCalREN ANNUAL REPORT



2024
PROGRAM YEAR

SoCalREN 





Mammoth Lakes Mono County

CONTENTS

BACKGROUND INFORMATION	1
PORTFOLIO OVERVIEW	3
2024 Community Impact Highlights	4
Portfolio-Wide Initiatives	8
2025 Portfolio Outlook	10
UNIQUE VALUE METRICS	11
FINANCE SECTOR	13
Public Agency Revolving Loan Fund	14
PUBLIC SECTOR	18
SoCalREN Public Sector Portfolio Overview	18
Public Sector Impacts and Highlights	19
Marketing and Outreach Achievements	20
Sector Modifications and New Offerings	25
Energy Efficiency Project Delivery Program	26
Metered Savings Public Agency Program	40
Public Agency Distributed Energy Resources in Disadvantaged Communities Project Delivery Program (aka DER DAC PDP)	44
Streamlined Savings Pathway Program	49
Energy Resiliency Action Plan Program	55
Regional Partner Initiatives	60

RESIDENTIAL SECTOR	63
Multifamily Program	65
Kits for Kids Program	72
Small Multifamily HTR DI Program	78
WE&T SECTOR	80
ACES Program	82
E-Contractor	84
Green Path Careers	86
Future Green Leaders Summit	88
PORTFOLIO SUPPORT PROGRAMS	94
Community Based Design Collaborative	94
APPENDIX A: SOCALREN PORTFOLIO SUPPORTING DATA	96
APPENDIX B. DEFINING "UNDERSERVED" IN THE PUBLIC SECTOR	97

Tables

Table 1. UVM Achievements in 2024.....	12
Table 2. Revolving Savings Fund Program Energy Savings Installed.....	16
Table 3. Revolving Savings Fund Energy Savings Pipeline.....	16
Table 4. New Agencies Enrolled in 2024.....	28
Table 5. 2024 Installed Projects Leveraging Project Delivery Program Services.....	34
Table 6. Program Achievements in Terms of Financial Support for Agencies.....	36
Table 7. Metered Savings Program Energy Savings.....	41
Table 8. Metered Savings Program Pipeline Developed for Future Years.....	41
Table 9. Metered Savings Project Details.....	41
Table 10. 2024 DER DAC PDP Installed Savings.....	45
Table 11. Installed Projects Leveraging DER DAC PDP Services.....	45
Table 12. Financial Benefits to Undeserved Public Agencies.....	46
Table 13. Electrification Outreach Initiative.....	47
Table 14. 2025 DER DAC PDP Project Pipeline.....	48
Table 15. Streamlined Savings Pathway Program Performance.....	50
Table 16. Streamlined Savings Pathway Pipeline Developed for Future Years.....	50
Table 17. Streamlined Savings Pathway Project Details.....	51
Table 18. Streamlined Savings Pathway Project Review Timelines.....	51
Table 19. Streamlined Savings Pathway Project Details.....	52
Table 20. Multifamily Program 2024 Performance.....	67
Table 21. Multifamily Program Regional Energy Savings Results.....	68
Table 22. Financial Benefits to Multifamily Properties.....	68
Table 23. Five-Year Contractor Participation Growth.....	69
Table 24. Kits for Kids Program Performance.....	75
Table 25. Kits for Kids Program Performance.....	75
Table 26. WE&T Program Contractor Training Workshops.....	90
Table 27. WE&T Program Contractor Certification Training.....	91
Table 28. WE&T Program Contractor Academy—Metropolitan Water District (Inland Empire).....	91
Table 29. WE&T Program Contractor Academy—Metropolitan Water District (Los Angeles).....	91
Table 30. ACES Certification Data.....	91
Table 31. 2024 ACES Internship Data.....	92
Table 32. ACES Course Enrollment.....	92
Table 33. GPC Participation.....	92
Table 34. FGLS Participation.....	92

Figures

Figure 1. SoCalREN 2024 Portfolio Impacts.....	4
Figure 2. Kits for Kids at Zela Davis Elementary.....	5
Figure 3. Newsletter Spotlight Featuring the 100th Heat Pump Water Heater Installation....	6
Figure 4. VUSD – De Anza High School Gym LED Light Replacements.....	7
Figure 5. Heat Pump Water Heater Installed at the Bartz–Altadonna Community Health Center.....	7
Figure 6. SoCalREN Outreach Booth	9
Figure 7. SoCalREN’s Podcast Hi, Energy!.....	10
Figure 8. SoCalREN’s Unique Value	11
Figure 9. 2024 Finance Sector Impacts and Highlights	13
Figure 10. How SoCalREN’s Revolving Savings Fund Works	15
Figure 11. Revolving Savings Fund Commitment Pipeline	16
Figure 12. Public Sector Collaborators	19
Figure 13. 2024 Public Sector Impacts and Highlights.....	20
Figure 14. Marketing and Outreach Achievement Highlights.....	21
Figure 15. Public Sector Outreach Activity Highlights	21
Figure 16. Top Recommended Projects Campaign Materials.....	22
Figure 17. 2024 Satisfaction Survey Responses on Benefits of Various Services.....	24
Figure 18. Project Delivery Program’s Project Services and Delivery Approach	27
Figure 19. Agency Highlights on Social Media	27
Figure 20. SoCalREN Enrollments by Agency Type	29
Figure 21. California Climate and Energy Collaborative (CCEC).....	33
Figure 22. Breakdown of Facility Types Served through the Project Delivery Program	34
Figure 23. Project Delivery Program Savings Installed in 2024.....	35
Figure 24. Find a Trade Ally Webpage	36
Figure 25. Trade Ally Resources	37
Figure 26. SoCalREN Public Agency Funding Webinars	38
Figure 27. GC 4217 Newsletter Feature	39
Figure 28. VUSD—De Anza High School Gym LED Light Replacement	43
Figure 29. SoCalREN HPWH Webinar	47
Figure 30. HPWH case study flyer developed in 2024	48
Figure 31. Streamlined Savings Pathway Project Delivery Process	49
Figure 32. Newsletter Spotlight Featuring the 100th Heat Pump Water Heater Installation.....	53
Figure 33. Heat Pump Water Heater Installed at the Bartz–Altadonna Community Health Center.....	54
Figure 34. ERAP Program Delivery Process.....	56
Figure 35. Community Led Outreach Example.....	58
Figure 36. ERAP Agency Participation and Interest.....	59
Figure 37. A Spotlight on the High Sierra Region.....	62
Figure 38. SoCalREN Multifamily Program AMP Visit	70

Figure 39. SoCalREN Multifamily Newsletter 70

Figure 40. Students working on the lesson plan..... 72

Figure 41. Kits for Kids Box..... 73

Figure 42. ACES Services 83

Figure 43. ACES Students Tour the UCLA Engineering Department..... 84

Figure 44. E-Contractor Certification Graduation from the Metropolitan
Water District Academy..... 84

Figure 45. E-Contractor Services..... 85

Figure 46. Green Path Careers Participants Taking Their Field Exam 86

Figure 47. Green Path Careers Services 87

Figure 48. 2024 Future Green Leaders Summit..... 88

Acronyms

ACES	Architecture, Construction and Engineering Students	HPWH	Heat Pump Water Heater
ACSI	American Customer Satisfaction Index	HTR	Hard-to-Reach
AMP	Account Management Post-Construction	IOU	Investor-Owned Utility
ARRA	American Reinvestment and Recovery Act	IRA	Inflation Reduction Act
CaISHAPE	CA Schools Healthy Air, Plumbing and Efficiency Program	ITAC	Industrial Training and Assessment Center
CEC	California Energy Commission	LAUSD	Los Angeles Unified School District
CEDARS	California Energy Data and Reporting System	Lennox USD	Lennox Unified School District
CPUC	California Public Utilities Commission	NMEC	Normalized Metered Energy Consumption
DAC	Disadvantaged Communities	OBF	On-Bill Financing
DER	Distributed Energy Resource	PDP	Project Delivery Program
DOE	Department of Energy	POA	Property Owner Agreement
EE	Energy Efficiency	RSF	Revolving Savings Fund
EECBG	Energy Efficiency Conservation Block Grant	SCE	Southern California Edison
ESCOs	Energy Services Companies	SoCalREN	Southern California Regional Energy Network
GHG	Greenhouse Gas	TSB	Total System Benefit
GPC	Green Path Careers	UVMs	Unique Value Metrics
		WE&T	Workforce Education and Training

*Whittier Los Angeles County*

BACKGROUND INFORMATION

The Southern California Regional Energy Network (SoCalREN) provides energy efficiency (EE) programs and services to customers of Southern California Edison (SCE) and/or Southern California Gas Company (SoCalGas) in an area encompassing all or portions of 13 counties, and with a population of more than 20 million people. SoCalREN is administered by the County of Los Angeles Internal Services Department (ISD) Energy and Environmental Service (EES).

In Decision (D.) 12-11-015, the California Public Utilities Commission (CPUC) authorized SoCalREN to¹:

1. Provide services that complement and supplement Investor-Owned Utility (IOU) programs and/or fill gaps in the market to maximize opportunities for residents, businesses, and public agencies.
2. Provide programs and services to Hard-to-Reach (HTR) markets that the IOUs are not serving.
3. Pilot new, innovative approaches to programs that can potentially scale and offer an avenue to greater energy savings.

SoCalREN has sought to deliver these results while conforming to guidance provided in Rulemaking (R.) 13-11-005, Decision (D.) 15-10-028, D. 18-05-041, D. 19-12-021, D.21-05-031, and D. 23-06-055, among other CPUC Decisions and Rulings.

SoCalREN submits this annual report in compliance with D. 21-05-031 and other CPUC Decisions. D.21-05-031 adopted many of the proposed reforms discussed in the Natural Resources Defense Council's (NRDC) Motion Seeking Commission Ruling and Comment Period on The California Energy Efficiency Coordinating Committee (CAEECC) Proposal,

¹ D.12-11-015, page 17 and Conclusion of Law 13.

among them requirements for portfolio administrator annual reports. Among other adopted reforms, going forward annual reports “... will include sufficient detail on portfolio, sector, and program-level annual and cumulative accomplishments, including data on savings, budget, C/E [cost-effectiveness], and other approved metrics to ensure accountability and public input on the progress of portfolio performance. The Annual Report will also present a prospective overview in narrative format ...”² This annual report satisfies these requirements.

In this report, we present the results of the programs offered by SoCalREN during the 2024 program year. All claimed energy savings are recorded in the California Energy Data and Reporting System (CEDARS). Environmental impact equivalencies noted throughout were calculated using the U.S. Environmental Protection Agency’s Greenhouse Gas Equivalencies Calculator.³

² D.21-05-031, page 43.

³ <https://www.epa.gov/energy/greenhouse-gas-equivalencies-calculator>

*Santa Paula Ventura County*

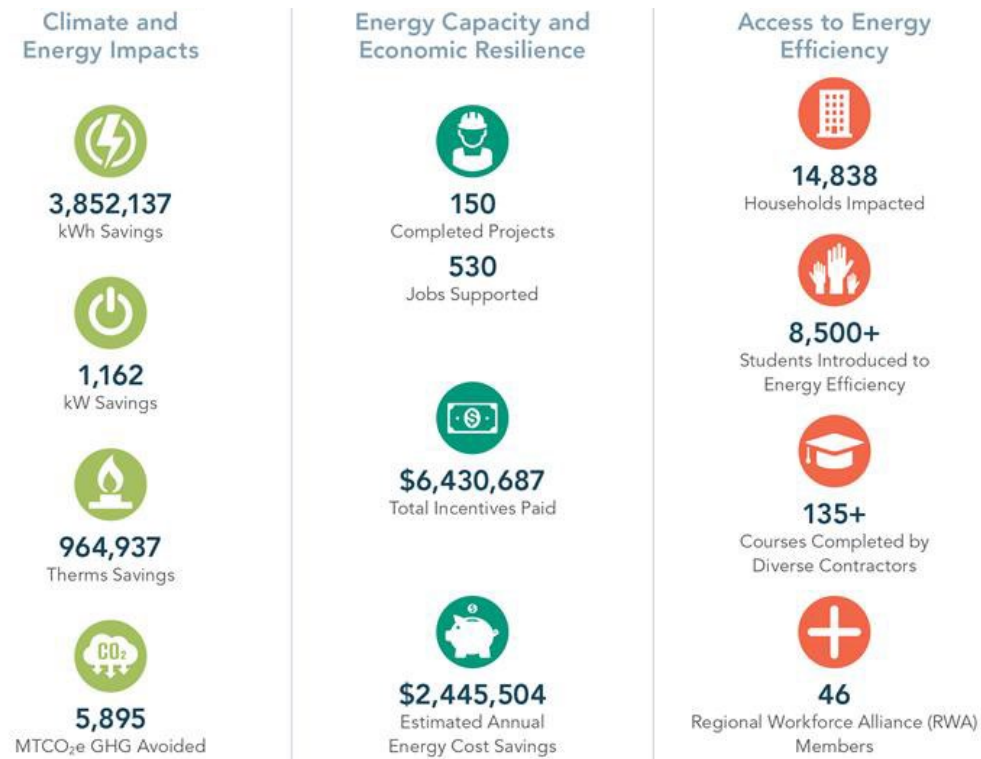
PORTFOLIO OVERVIEW

SoCalREN continues to serve Southern California communities, and its commitment to advancing California's clean energy goals remains steadfast. It focuses on the swift deployment of innovative solutions, technologies, and educational initiatives designed to drive meaningful progress. In 2024, the programs delivered substantial impacts, with a strong emphasis on benefiting underserved communities.

In the same year, SoCalREN's initiatives helped improve energy efficiency in a total of 146 buildings, including 111 public facilities such as libraries, schools, and community centers, as well as 39 multifamily properties that served over 6,200 households. These buildings received essential energy-saving upgrades, services, and technical support through SoCalREN's comprehensive programs. Additionally, SoCalREN contributed to workforce development by providing a robust Workforce Education and Training (WE&T) program, which equipped 720 students, disadvantaged workers⁴, and over 146 contractors with the skills necessary for the clean energy transition.

The report below highlights key success stories and outlines key initiatives across the portfolio. Subsequent sections provide an in-depth look at strategies and activities by sector and program, along with a preview of planned activities for 2025. All required program reporting data is available in the accompanying Excel files, as detailed in Appendix A: SoCalREN Portfolio Supporting Data.

⁴ At risk youths, re-entering citizens, minorities, women and LGBTQ members.

Figure 1. SoCalREN 2024 Portfolio Impacts

2024 Community Impact Highlights

Zela Davis Elementary School Celebration

In 2024, the South Bay Cities Council of Governments (SBCCOG), a key partner of SoCalREN, hosted the Kits for Kids Recognition Ceremony in Hawthorne to celebrate the achievements of teachers and students at Zela Davis Elementary School for their participation in the Kits for Kids program. The event, held on June 4, brought together students, teachers, and local officials to honor their collective efforts in promoting energy efficiency and sustainability.

Five classrooms at Zela Davis Elementary took part in the Kits for Kids program, where students engaged in hands-on activities focused on energy conservation and sustainability. As part of the program, the teachers were awarded grants to enhance their classrooms and support additional environmental initiatives. These funds will help fund projects that further enrich students' learning experiences and continue to encourage energy-conscious behavior both inside and outside the classroom.

A standout moment of the ceremony was the students' creative presentations. The third graders made their own PowerPoint slides to demonstrate how they used the items in their energy-saving kits with their families at home. These presentations showcased the students' active involvement in the program and their commitment to

making their homes more energy efficient. It was a proud moment for both students and teachers as they shared their learning journeys.

The ceremony was attended by City of Hawthorne Councilmember Lujana Medina, along with the SBCCOG team, teachers, and the entire third-grade class. The event was also covered by Hawthorne Cable, who filmed a news segment to spotlight the importance of energy efficiency education and the positive impact of the Kits for Kids program on the local community. This media coverage helped amplify the event's message and the collective effort to promote sustainability.

The event highlighted the power of community collaboration in driving environmental change. It celebrated the teachers' dedication to integrating sustainability into their classrooms and emphasized the valuable partnerships between SBCCOG, SoCalREN, local schools, and media outlets. Together, these efforts are fostering energy-conscious habits and empowering future generations of environmental leaders.

Figure 2. Kits for Kids at Zela Davis Elementary



Santa Barbara Unified School District Heat Pump Water Heaters

The Santa Barbara Unified School District (SBUSD) has prioritized the modernization, renovation, and repair of its facilities to meet the evolving needs of today's classrooms and those of the future. With a strong commitment to providing safe, modernized environments, the district participated in several initiatives to enhance its infrastructure, including substantial efforts to improve energy efficiency.

To achieve these goals, the district utilized SoCalREN's Streamlined Savings Pathway to replace outdated natural gas water heaters with high-efficiency heat pump water heaters in gym and kitchen facilities across seven schools. These upgrades collectively resulted in an impressive total savings benefit (TSB) of \$590,156.50, along with annual savings of 81,336 therms.

SBUSD marked a significant milestone with the installation of its 100th heat pump water heater through the SSP HPWH initiative. This achievement was proudly completed at the Santa Barbara High School gym and was featured in the December edition of the SoCalREN newsletter.

Figure 3. Newsletter Spotlight Featuring the 100th Heat Pump Water Heater Installation



Pictured: Santa Barbara Unified Energy Champion, Desmond Ho, next to the 100th heat pump water heater installed

SoCalREN Celebrates 100 Heat Pump Water Heater Installations

Since its launch in 2023, SoCalREN public agencies have eagerly taken advantage of our heat pump water heater offering. This year, we are celebrating our **100th heat pump water heater installation**, which was recently installed at Santa Barbara High School's gymnasium.

To date, SoCalREN has installed 22 heat pump water heaters at various Santa Barbara Unified school sites, achieving an anticipated \$613,000+ lifetime energy bill savings. In total, 33 public agencies have taken advantage of this offering to electrify their water heating equipment and support regional and state clean energy goals.

“

Thank you SoCalREN for getting us the funding to install the heat pump water heaters at San Marcos High School and Goleta Valley Junior High. They are working well - our staff did not notice any change in their hot water delivery from the old boilers/natural gas powered water heaters, which is everything that we had hoped for. If there are school districts and/or public agencies that want to hear about how the HPWHs are working, we would be more than happy to speak with them.

”

Ventura USD Lighting Upgrades

In 2024, eight schools within Ventura Unified School District completed lighting projects through the Metered Savings Program (MSP). These projects, typically ineligible for other incentive pathways, qualified for SoCalREN's support because they each achieved over 10% savings at the meter, allowing the district to capture savings that would have otherwise gone unclaimed. Collectively, these eight projects saved 944,026 kWh and earned the district \$113,813 in incentives.

Figure 4. VUSD – De Anza High School Gym LED Light Replacements



East Kern Healthcare District Heat Pump Water Heaters

In 2024, East Kern Healthcare District became a member of the SoCalREN network and launched its first SSP project—replacing two natural gas water heaters with energy-efficient heat pump water heaters at a community health center. This project resulted in a total system benefit (TSB) of \$24,217.32, saving 3,740 therms of gas and \$1,330.69 in annual energy costs. The entire project was fully funded through incentives, covering 100% of the total cost.

Figure 5. Heat Pump Water Heater Installed at the Bartz–Altadonna Community Health Center



“

We had such a great experience with SoCalREN and the hot water heat pump installation that we are finding both courage and need to continue our journey with SoCalREN if there are possibilities

- Karen Macedonio, President, East Kern Health Care District

”

Future Green Leaders Summit

The 2024 Second Annual Future Green Leaders Summit (FGLS) traveled to the San Fernando Valley, offering a dynamic, full-day professional conference held at the Discovery Cube Los Angeles. The event was designed to inspire and engage middle school students in clean energy careers. The event aimed to ignite early interest in the field, providing participants with valuable tools and ideas to explore career opportunities. A key goal of FGLS was to introduce students—especially those from underserved communities—to the diverse career paths within the clean energy sector. To accomplish this, the summit offered a professional conference experience, featuring an expo hall with 26 exhibitors, keynote speakers, and four interactive workshops that kept over 392 students from 11 schools engaged and motivated throughout the day.



Portfolio-Wide Initiatives

In addition to the program-specific activities led by SoCalREN, a number of portfolio-wide initiatives were launched to enhance the overall success and efficiency of SoCalREN, ensuring effective use of ratepayer dollars to benefit homes, businesses, and communities while advancing California’s clean energy goals. Key portfolio-wide initiatives are outlined below, with specific activities related to their implementation detailed throughout this report.

Portfolio Marketing and Outreach

To further support awareness and program participation, the 2024 Portfolio Marketing and Outreach efforts expanded to provide accessible, digestible energy education. Aligned with sector- and program-level initiatives, these portfolio-wide efforts significantly increased awareness of SoCalREN and its offerings, fostered community engagement around regional energy issues, successfully promoted SoCalREN projects in participating communities, and strengthened credibility, all of which are crucial for driving higher participation.

Key activities in 2024 included:

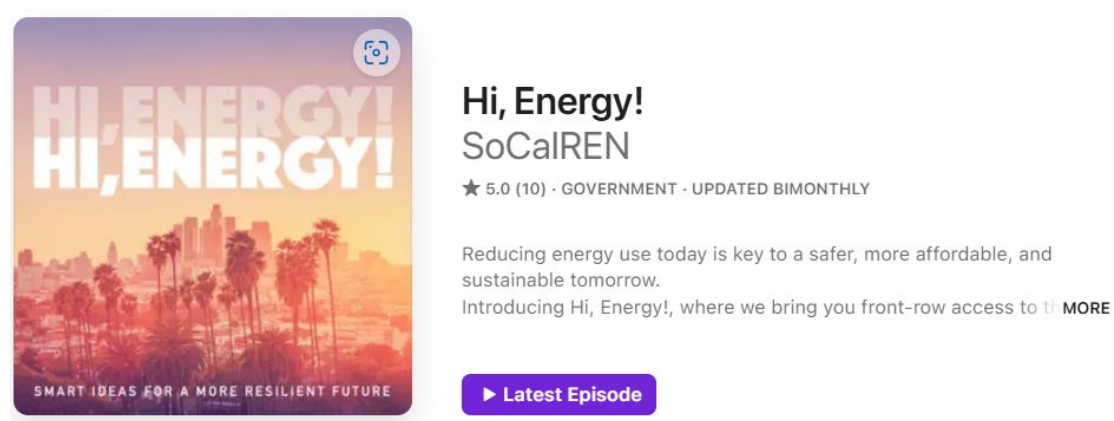
- Digital marketing and outreach: A comprehensive website, email newsletters, and extensive social media engagement across Facebook, Instagram, LinkedIn, and TikTok. Content was delivered in formats reflecting current public preferences, such as short-form videos, to boost engagement.
 - 103,000 website page views
 - 139,000 social clip views
 - Email open rate 1.5x higher than the industry standard
- Events and community engagement: One-on-one discussions with consumers, contractors, industry partners, and other stakeholders at a variety of strategically selected public events, conferences, and seminars. Notable efforts included panel participation and an interactive booth at the Net Zero Conference, as well as project presentations and a booth at the CCEC. In all instances, our on-site impact was amplified through social media content.

Figure 6. SoCalREN Outreach Booth



SoCalREN's podcast was rebranded and relaunched as Hi, Energy! with the goal of simplifying complex energy topics for the SoCalREN's community members throughout Southern California. Each monthly episode focused on a key topic, presented in an accessible format by subject matter experts. Topics included decarbonization, heat pumps, and green workforce opportunities. Episodes were available in both audio and video formats and promoted through social media channels.

Figure 7. SoCalREN's Podcast Hi, Energy!



Podcast has 5-star rating on Apple Podcasts.

2025 Portfolio Outlook

With SoCalREN's entire portfolio anticipated to be contracted by early Q2 2025, SoCalREN anticipates supporting more underserved communities and their members through a variety of market support and equity programs that overcome many of the barriers these community members face in gaining energy efficiency access. With the entire portfolio in the market SoCalREN aims to meet all its goals and targets. In addition, SoCalREN aims to identify more gaps that can be fulfilled by SoCalREN programs due to the on-going pressures and complex dynamics that are being posed in the energy efficiency marketplace. Most importantly, SoCalREN will continue to identify and leverage external resources thus allowing more impact for all communities across southern and central California.



Temecula Riverside County

UNIQUE VALUE METRICS

In addition to common metrics, SoCalREN tracks unique value metrics (UVMs) that measure progress toward specific goals aligned with its core values: Delivering Energy and Climate Impacts, Building Energy Capacity and Economic Resilience, and Expanding Access to Energy Efficiency Benefits. UVMs are a key tool for SoCalREN to demonstrate value to ratepayers, particularly for programs whose benefits may not be captured by traditional metrics like total system benefit (TSB). Each UVM is designed to directly reflect the value SoCalREN provides to the state and the communities it serves.

Figure 8. SoCalREN's Unique Value



F Finance **P** Public Agencies **R** Residential **W** Workforce Education & Training

SoCalREN remains committed to supporting projects in underserved areas, with a focus on reaching low-income and hard-to-reach communities. Its programs have delivered significant, measurable benefits to these customers, as reflected in energy savings and greenhouse gas (GHG) reduction metrics. In addition to these traditional metrics, SoCalREN's programs generate a wide range of additional benefits, captured through unique value metrics (UVMs).

Many UVMs focus on promoting environmental equity through energy efficiency participation in Disadvantaged Communities (DAC) and Hard-to-Reach (HTR) areas, which is a core goal of SoCalREN. Others highlight the progress being made in workforce development through its programs. Achievements are summarized below and detailed on CEDARs.

Table 1. UVM Achievements in 2024

Sector	Metric	2024 Achievement
Portfolio-Wide	Final portfolio kWh	3,852,137
Portfolio-Wide	Final portfolio Therms	964,937
Portfolio-Wide	Final portfolio GHG from kWh	1,005
Portfolio-Wide	Final portfolio GHG from Therms	4,954
Public	Projects constructed and completed	111
Public	Estimated gross annual bill savings (\$)	\$2,290,962
Public	Incentives secured (\$)	\$2,384,096
Residential	Disadvantaged multifamily properties served	17
Residential	Households served	14,838
Residential	Incentives paid in DAC (including Rural/HTR)	\$1,866,124
Residential	Total project costs in DAC	\$3,503,846
Residential	Total project costs in Rural/HTR	\$3,540,058
WE&T	Student internships	42
WE&T	Total participants	593
WE&T	Opportunity youth career plans	14
WE&T	Partners (e.g., educational institutions, employers)	30



Huntington Beach Orange County


FINANCE SECTOR

SoCalREN's Finance sector focuses on increasing the number of impactful energy efficiency projects across its 50,000-square-mile territory, with a particular emphasis on underserved and hard-to-reach communities.

2024 Sector Impacts and Highlights

Across SoCalREN's service region, limited access to capital is a primary barrier for public agencies seeking to expand their energy efficiency (EE) projects. To address this challenge, SoCalREN continues to offer the Revolving Savings Fund, providing essential financing support for public agencies pursuing EE improvements.⁵

Figure 9. 2024 Finance Sector Impacts and Highlights



2024 Sector and Program Modifications

In 2024, SoCalREN's Revolving Savings Fund broadened its definition of underserved customers to align with the California Public Utilities Commission's (CPUC) updated definition, which includes both hard-to-reach and underserved customers.⁶

⁵ Please note all loans funded by the SoCalREN RLF are funded through 2009 ARRA funds allocated to the County of Los Angeles

⁶ As defined by Cal. Pub. Util. Code Section 1601(e) and California Public Utility Commission Decision 23-06-055. Additional details on these definitions are included in Appendix B.

Planned Optimizations and 2025 Outlook

In 2025, the Revolving Savings Fund will maintain its focus on pipeline development to ensure that replenished funds are available for new projects, sustaining the revolving cycle.

Public Agency Revolving Loan Fund

SoCalREN's Revolving Loan Fund, also known as the Revolving Savings Fund (RSF), is a market support financing program designed to facilitate energy upgrades in public agency facilities within hard-to-reach and underserved communities. By providing up-front construction financing, the RSF helps agencies overcome budgetary constraints and complete energy efficiency projects that might otherwise be delayed. This initiative makes it easier for public agencies to participate in energy efficiency programs, ultimately increasing the number of successful projects completed through SoCalREN.

Services

The Revolving Savings Fund (RSF) is financed with \$2.2 million in seed capital provided by the County of Los Angeles through the American Reinvestment and Recovery Act (ARRA) funds granted by the California Energy Commission (CEC).

The RSF offers 0% interest, up-front construction financing for small to midsize energy projects, addressing funding gaps and enabling projects that might otherwise be delayed due to budget constraints in operating, maintenance, or capital expenditure budgets. It also supports projects that require short-term bridge financing until permanent financing, incentives, or rebates are secured. Additionally, the RSF can be combined with other financing options, such as on-bill financing (OBF), rebates, incentives, and external financing sources like CEC loans.

To further assist agencies, the RSF provides financial analysis and helps develop financing strategies to ensure long-term financing and successful loan repayment. The program also offers project proposals, board resolution templates, and other resources to simplify the process and encourage agency participation by reducing administrative barriers and ensuring ease of use.

Figure 10. How SoCalREN's Revolving Savings Fund Works

Objectives

The RSF's objectives are as follows:

- Stimulate SoCalREN energy projects in underserved communities.
- Help SoCalREN program participants in underserved communities overcome funding and budget challenges.
- Increase awareness of the low cost of capital and low-risk financing for energy efficiency projects for underserved SoCalREN participants.
- Build awareness of the economic benefits of financing energy efficiency projects and services through the Revolving Savings Fund.
- Increase the number of financing resources for underserved communities.

Performance

SoCalREN's engagement and outreach activities successfully built a pipeline of projects and allocated nearly all of the Revolving Savings Fund's seed funds. In 2024, six public agencies used the RSF, amounting to \$3,818,317.70 in total disbursed funds. Participating agencies began making repayments and have returned \$1,793,884.45 back into the RSF pool. SoCalREN also executed loan agreements for three public agencies and has a pipeline of one potential project interested in program funding in the future.

Figure 11. Revolving Savings Fund Commitment Pipeline



The savings below were made possible through the Revolving Savings Fund. As a market support, non-resource program, these savings are channeled to other energy efficiency programs.

Table 2. Revolving Savings Fund Program Energy Savings Installed

kWh	Therms
14,499,150	49,476

Table 3. Revolving Savings Fund Energy Savings Pipeline

kWh	kW	Therms
7,751,156	1,677	5,607

Modifications

The Revolving Savings Fund expanded SoCalREN’s public sector definition of underserved customers to align with the CPUC’s defined hard-to-reach and underserved customers and community. More information on how SoCalREN and the CPUC define "underserved" can be found in Appendix B.

2024 Strategies

SoCalREN focused on promoting and delivering the Revolving Savings Fund to public agencies using the following key strategies:

- Support underserved and hard-to-reach participants with program application approvals and executing loan agreements.
- Facilitate invoice submissions to collect fund repayments and support coordination with public agencies.
- Coordinate with SoCalREN’s Project Delivery Program to market and highlight the RSF as a funding opportunity to provide the capital for energy efficiency projects.

Optimization/Outlook

In 2025, the Revolving Savings Fund will continue to focus on pipeline development to ensure that replenished funds can be leveraged by new projects, enabling the revolving loan cycle to continue. The Revolving Savings Fund will also seek out additional funding opportunities to increase the revolving “seed” funding.

*Pomona Los Angeles County*

PUBLIC SECTOR

SoCalREN Public Sector Portfolio Overview

SoCalREN's public sector portfolio is designed to address the economic, social, and environmental challenges that public agencies face in adopting energy efficiency initiatives. By engaging and supporting these agencies, SoCalREN facilitates the integration of energy-efficient solutions across a wide range of public facilities. Through customized educational and technical assistance, innovative financing options, and enhanced services for facilities in underserved communities, SoCalREN empowers public agencies to lead by example and contribute to the development of a sustainable energy future.

Comprehensive Project Support

The SoCalREN team offers end-to-end, hands-on support throughout the project life cycle, from initial facility data analysis and project identification to procurement and construction. SoCalREN's services are tailored to meet the unique needs of a broad spectrum of public agencies and facility types, including, but not limited to, schools, universities, libraries, wastewater treatment plants, city halls, community centers, data centers, fire stations, and police departments.

Collaborative Approach

To maximize benefits for participants, SoCalREN collaborates closely with key stakeholders, including regional partners, third-party program implementers, Southern California Edison (SCE), and Southern California Gas (SoCalGas). This coordinated approach ensures that public agencies receive comprehensive support, driving greater impact and advancing energy efficiency goals across the region.

Figure 12. Public Sector Collaborators

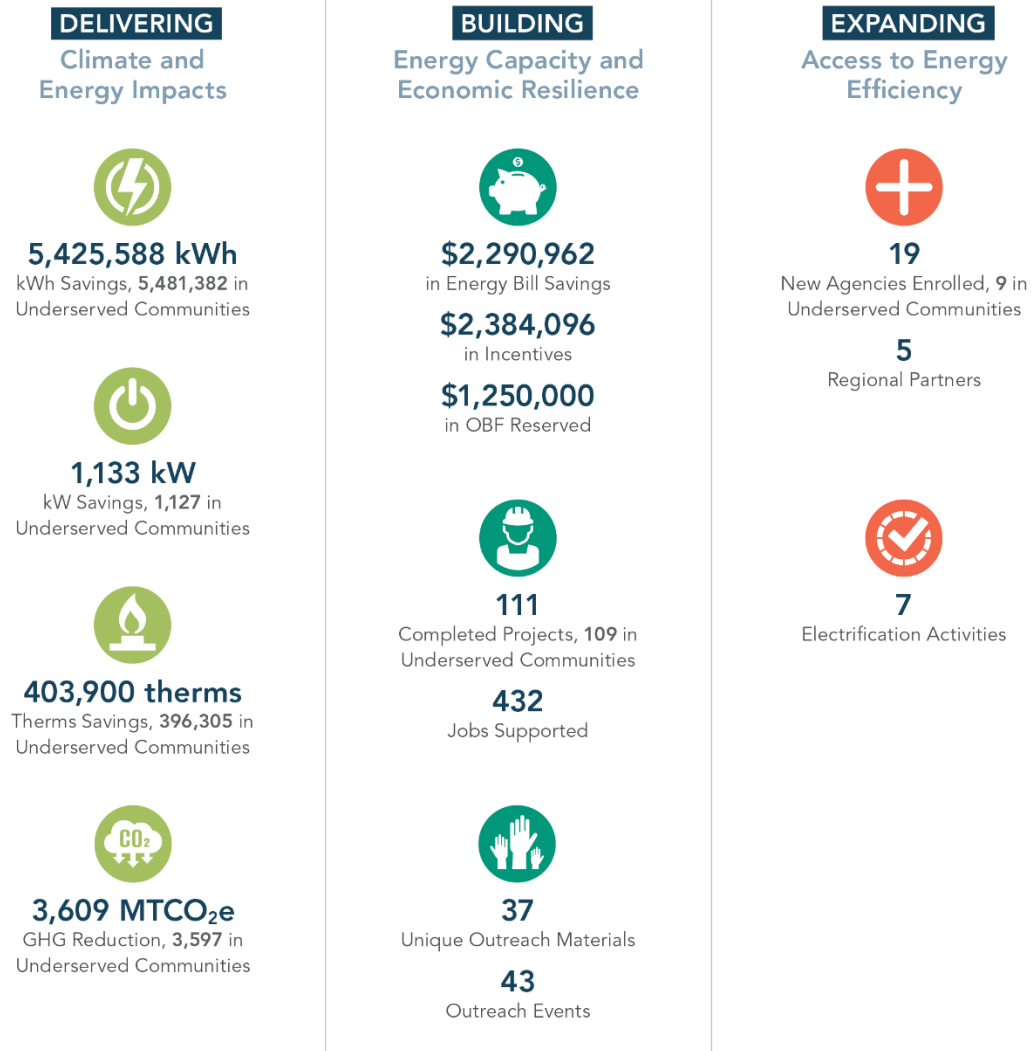
Public Sector Impacts and Highlights

SoCalREN's success is demonstrated through the substantial energy and non-energy benefits it delivers to communities across its service territory. In 2024, SoCalREN continued to strengthen the capacity of public agency staff, fostered local investment in energy projects, and expedited the implementation of energy efficiency and decarbonization initiatives, with a particular focus on underserved communities. Collectively, SoCalREN's agency network achieved 46,099,222 lifetime kWh, 1,133 kW, and 3,032,728 lifetime therm savings in 2024.

SoCalREN's public sector programs provide a comprehensive range of services designed to drive the widespread adoption of energy efficiency across its diverse service areas. These areas encompass urban, rural, coastal, inland, and mountainous regions, and include a variety of agency types, from local governments to schools, as well as water and wastewater agencies. To support these efforts, SoCalREN offers capacity-building activities, technical assistance, project management support, and cash incentives.

A key component of SoCalREN's offering is the Revolving Savings Fund, a cross-cutting financing program that alleviates the capital constraints faced by public agencies by providing bridge financing for energy efficiency projects, particularly those located in underserved communities.

SoCalREN's public sector programs prioritize equity in service delivery, with a commitment to ensuring that at least 50 percent of all installed projects are located in underserved communities. In 2024, 98.2 percent of completed projects were located in underserved communities. Additionally, 47.4 percent of enrolled agencies and 65 percent of all agencies that received one or more SoCalREN services in 2024 support underserved communities.

Figure 13. 2024 Public Sector Impacts and Highlights

Marketing and Outreach Achievements

In 2024, SoCalREN's communications efforts focused on several key initiatives aimed at expanding program reach and engagement, including:

- Expanding the program's case study library to highlight successful project implementations.
- Creating resources to promote recommended project types and influence the initiation of new projects.
- Developing new materials focused on electrification, including resources to promote SoCalREN's heat pump water heater offering.
- Targeting specific customer segments within the public agency sector, including school districts, local and state government agencies, wastewater and water agencies, higher education institutions, and Tribal Nations).

Figure 14. Marketing and Outreach Achievement Highlights

In 2024, SoCalREN expanded its efforts to engage with public agencies by providing valuable educational resources and participating in energy-focused forums across its service territory. Through a series of conferences, webinars, and regional partner events, SoCalREN developed 37 educational outreach materials and completed 24 targeted outreach activities throughout the year (Figure 14 and 15).

To further strengthen its commitment to collaboration, SoCalREN renewed its membership with the Coalition for Adequate School Housing (CASH) and the American Water Works Association (AWWA). These strategic partnerships have enhanced SoCalREN's visibility, with the organization now featured in the CASH directory and the AWWA Sourcebook's Supplier and Consultants Guides. These additions reinforce SoCalREN's position as a trusted resource for energy efficiency solutions across various sectors.

Figure 15. Public Sector Outreach Activity Highlights

In 2024, SoCalREN surpassed its goal of developing 32 marketing materials, producing a total of 37 unique items, achieving 115% of the target. Among these materials, nine were specifically focused on electrification outreach, underscoring SoCalREN's commitment to supporting fuel substitution projects at public agency facilities.

“Top Recommended Projects for 2024” Campaign Results

SoCalREN’s marketing efforts in the first half of the year were centered around the campaign titled “The Top Recommended Projects for 2024” (Figure 16). This initiative produced a range of impactful outreach materials, including:

- One webinar, along with a recorded version
- Three informational flyers
- Two targeted email campaigns
- One blog post

The campaign’s webinar emerged as one of SoCalREN’s most successful to date, with a 70% registration attendance rate, far surpassing the highest webinar attendance rate of 54% achieved in 2023. These efforts not only exceeded expectations but also significantly enhanced SoCalREN’s ability to engage public agencies and drive meaningful energy efficiency and decarbonization actions across its service territory.

Figure 16. Top Recommended Projects Campaign Materials



Email Campaigns

Email campaigns saw remarkable improvements in 2024, with open and click rates significantly outperforming both 2023 metrics and industry benchmarks. Our five best-performing email campaigns had an average **open rate** that reached 55.9% (compared to 37.56% in 2023), and the average **click rate** rose to 14.04% (compared to 11.92% in

2023). These figures exceeded Mailchimp's industry standards⁷ for consulting (29.61% open rate; 2.92% click rate) and nonprofits (40.04% open rate; 3.27% click rate).

The most popular email campaigns were either part of the “Top Recommended Projects for 2024” campaign or focused on funding, financing resources, and grant updates on programs like the Energy Efficiency and Conservation Block Grant (EECBG) and California Schools Healthy Air, Plumbing, and Efficiency Program (CalSHAPE). Responding to agency feedback from past surveys, SoCalREN Public Agency Programs made a concerted effort in 2024 to immediately inform enrolled agencies about changes in the latest funding and grant opportunities. This approach clearly resonated, as the increase in email engagement demonstrates SoCalREN's ability to deliver relevant, actionable content that meets agency needs.

Case Studies

In 2024, SoCalREN significantly expanded its case study production, increasing output by 800%. This dramatic increase allowed SoCalREN to consistently highlight the achievements of participating agencies in newsletters and blog posts. This shift was driven directly by feedback from a 2023 survey, where agencies expressed a strong desire for more project examples and success stories to inform their decision-making processes. Project Delivery Program (PDP) managers provided enrolled agencies with relevant case studies that facilitated the decision-making process and helped move projects toward implementation.

To maintain this momentum, a robust pipeline of case studies is already being developed for 2025. To further deepen engagement with public agencies, SoCalREN's marketing team will establish a process to evaluate which types of case studies resonate most with the audience—considering factors such as agency type, project type, and other relevant criteria. By analyzing the case studies that generate the most interest, SoCalREN will refine its approach to ensure that it is showcasing the most pertinent and impactful examples for public agencies.

Satisfaction Survey

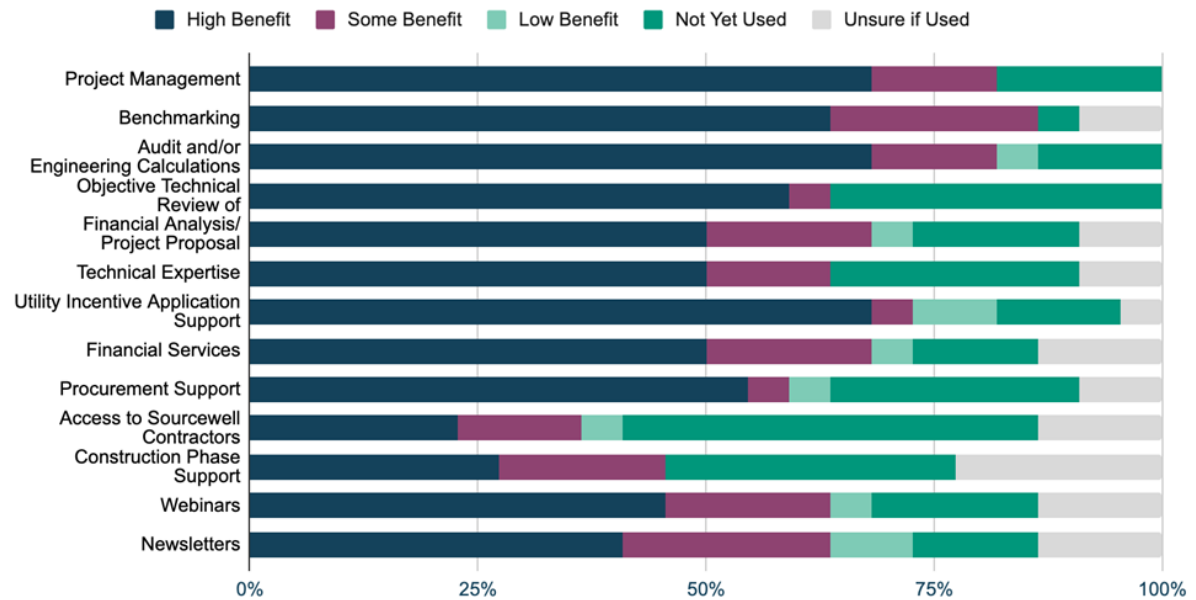
In 2024, SoCalREN achieved an impressive **87% satisfaction rate** based on annual survey responses, surpassing the target of 80% and significantly outperforming the American Customer Satisfaction Index (ACSI) benchmark of 77.9 out of 100 (survey response data, n=31). Notably, 86% of participating agencies reported completing energy efficiency projects that would not have been possible without SoCalREN's support, and 82% indicated that SoCalREN helped reduce the time required to complete these projects.

Among the services provided, agencies identified incentive application support, project management, audit calculations, and benchmarking as the most valuable.

⁷ Source: <https://mailchimp.com/resources/email-marketing-benchmarks/>

However, respondents also expressed a need for more streamlined information about available offerings. In response to this feedback, SoCalREN plans to review and revise its marketing materials in 2025, ensuring that agencies can easily navigate and understand the full range of services offered. The insights gathered from the 2024 survey will inform SoCalREN's program marketing and outreach strategies for the coming year, helping to shape a more responsive and effective approach as new projects and initiatives are launched.

Figure 17. 2024 Satisfaction Survey Responses on Benefits of Various Services



Looking Ahead: Marketing Initiatives for 2025

As SoCalREN continues to support public agencies in 2025, a key priority will be streamlining the communication of services across all marketing materials, including the website, flyers, presentations, and other resources. By simplifying program information, SoCalREN aims to eliminate barriers for public agencies, making it easier for them to understand and access available offerings. This effort may include revamping the current network toolkit to ensure that resources are clear, concise, and user-friendly. Such improvements will not only facilitate the completion of new projects but also enhance the overall understanding of SoCalREN's public agency programs.

To further expand awareness across the service territory, SoCalREN will develop new materials to highlight upcoming programs and associated project opportunities. Additionally, SoCalREN plans to launch a LinkedIn group designed to foster peer-to-peer sharing among member agencies, encouraging collaboration and knowledge exchange. These initiatives will strengthen SoCalREN's position as a trusted partner in helping public agencies achieve their energy efficiency and decarbonization goals.

Sector Modifications and New Offerings

In 2024, SoCalREN's portfolio was refined to better align with the evolving needs of program participants, introducing the following modifications and new offerings:

- The Project Delivery Program launched a trade ally network to engage contractors and energy service companies (ESCOs) to drive additional projects into the portfolio.
- The Streamlined Savings Pathway added incentives for gas efficiency measures to maximize Total System Benefit (TSB) while supporting a larger variety of customer types.
- The Energy Resiliency Action Plan program leveraged LA County's Energy Efficiency and Conservation Block Grant (EECBG) funding to provide distributed energy resource (DER) analyses alongside energy efficiency recommendations to advance facility energy resilience.

Planned Optimizations and 2025 Outlook

In early 2025, SoCalREN will introduce four new public sector incentive programs aimed at further supporting public agencies in their energy efficiency and decarbonization efforts:

- **The Rural & Hard to Reach Direct Install Program:** An equity program that will provide streamlined installation of high-opportunity energy efficiency measures at rural, hard-to-reach, and underserved project sites.
- **The Water Infrastructure Program:** A resource acquisition program that will deliver total system benefit (TSB) while supporting long-term energy efficiency solutions to water production, distribution, and treatment systems.
- **The Water & Wastewater Strategic Energy Management Program:** A market support program that will help municipally owned potable water systems and wastewater treatment plants expedite comprehensive peak demand reduction projects.
- **The Underserved Schools Strategic Energy Management Program:** An equity program that will engage K-12 school districts and community colleges building occupants on systematic energy management best practices and will develop climate and energy leadership across staff, administrators, and educators.

In 2025, SoCalREN will not only launch new programs but also modify existing ones to address market gaps and better meet demand, with the goal of increasing enrollment and serving a broader range of customers.

In addition to continued support for energy efficiency projects, the PDP will expand its offerings by providing DER technical assistance to public agencies. This expansion will assist agencies in pursuing both energy efficiency and DER solutions, including solar, battery storage, and electric vehicle charging infrastructure.

The **Public Agency Distributed Energy Resources in Disadvantaged Communities Project Delivery Program (DER DAC PDP)** activities will shift focus toward helping public agencies access the Direct Pay option for clean energy tax credits. This will

simplify the process by offering the support of a trained project manager to guide agencies through the steps.

SoCalREN will also consolidate its **Normalized Metered Energy Consumption (NMEC)** services under the **Streamlined Savings Pathway** program, while phasing out the existing Metered Savings Program to streamline service delivery and enhance program efficiency.

Throughout 2025, SoCalREN will maintain its commitment to equitably delivering the benefits of energy efficiency across its service territory, ensuring that all communities can access the support they need to drive impactful energy projects.

Energy Efficiency Project Delivery Program

SoCalREN's Energy Efficiency PDP is a market support initiative designed to assist public agencies in becoming proactive leaders in energy action. By providing customized energy efficiency services, the program helps agencies identify energy-saving measures and works alongside staff to overcome barriers throughout the project life cycle, from measure identification to construction completion. SoCalREN-enrolled agencies gain access to valuable peer expertise, resources, shared procurement strategies, best practices, and lessons learned (e.g., successful energy measures, project cost reduction, and common implementation barriers). This collaborative approach leverages the collective knowledge and expertise of the SoCalREN network.

PDP offers access to a wide range of professionals, including project managers, technical advisors, engineering firms, contractors, financial advisors, utility representatives, and other industry stakeholders. Additionally, public agencies benefit from peer-to-peer learning opportunities through newsletters, workshops, and other educational resources.

Services

SoCalREN offers comprehensive project management services to support public agencies in implementing energy efficiency projects from start to finish. These services are complemented by tools, resources, webinars, and ongoing support to help agencies enhance their energy expertise, build internal buy-in for energy projects, and demonstrate leadership in their communities. Specific activities include:

- **Energy consumption benchmarking and comparative energy usage analyses** to identify areas for improvement.
- **Technical assistance**, including energy efficiency measure identification, facility energy audits, and performance specifications for energy efficiency measures.
- **Analysis of financing options**, financial advisory services, and support with grant applications.
- **Rebate and incentive application assistance** to ensure that agencies can access available financial resources.

- **Procurement and construction support**, including procurement guidance, access to qualified trade allies, staff approval support, construction management assistance, and third-party objective review.
- **Peer-to-peer collaboration and learning opportunities** through webinars, workshops, and networking events.
- **A network toolkit** containing energy efficiency guidebooks, case studies, communication materials, and webinar recordings to facilitate ongoing learning.
- **Support for motivation and recognition** of management teams leading energy efficiency initiatives, including assistance with incentive check presentations, case study development, award nominations, and the creation of social media content.

Figure 18. Project Delivery Program's Project Services and Delivery Approach

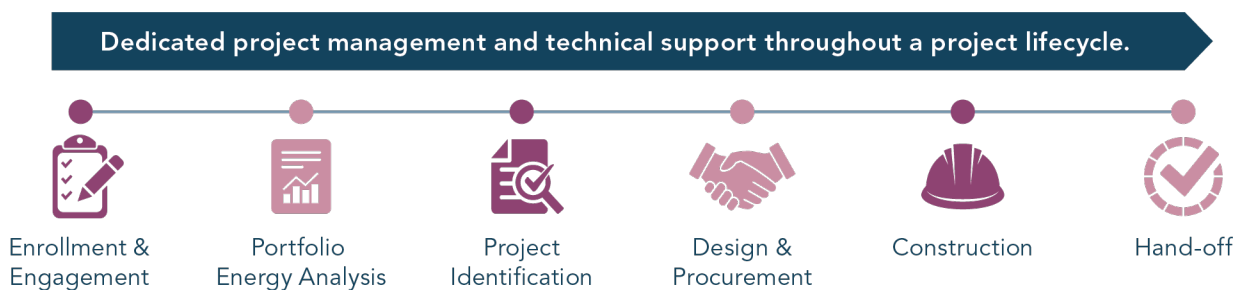
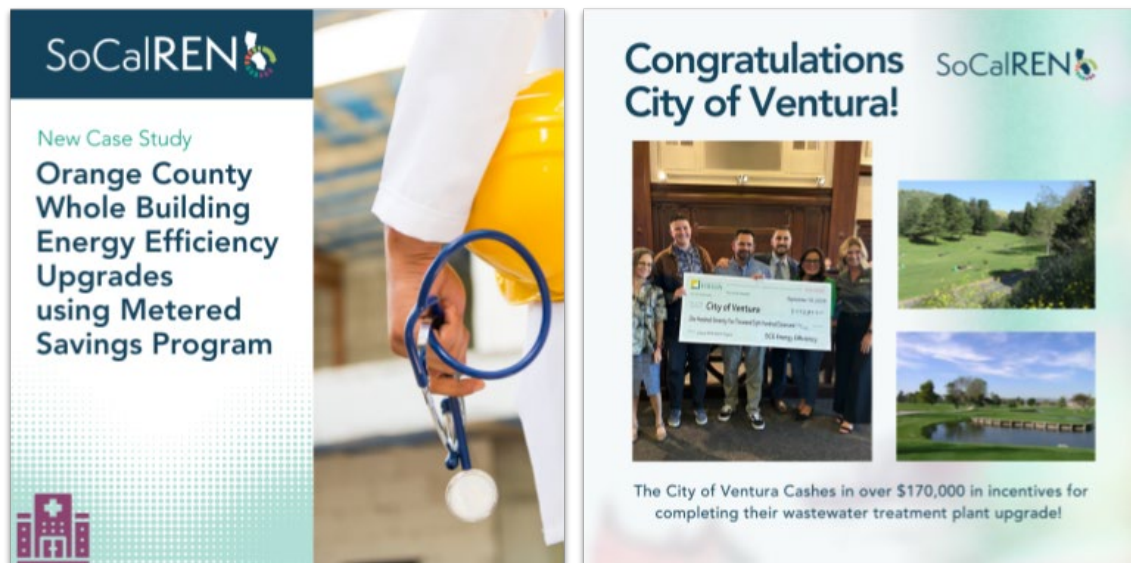


Figure 19. Agency Highlights on Social Media



Objectives

SoCalREN's PDP is guided by the following key objectives:

- **Fill Market Gaps:** The PDP aims to address gaps in the public sector energy market, providing public agencies with comprehensive energy efficiency support for their facilities and infrastructure.

- **Reach Energy Targets:** By enhancing public agencies' ability to meet local, regional, and state energy and climate targets, policies, and goals, the PDP supports broader sustainability and decarbonization efforts.
- **Increase Participation of Public Agencies:** The PDP is focused on expanding the SoCalREN network, particularly in underserved and hard-to-reach communities, by enrolling new agencies and completing more energy efficiency projects.
- **Grow Public Agency Leadership:** The program helps public agencies take a leadership role in community awareness campaigns, stakeholder engagement, and public education about energy efficiency. This fosters greater participation in local, regional, and state energy initiatives and resource acquisition programs to reduce community-wide energy consumption.
- **Drive Energy Savings:** In collaboration with partner agencies, the PDP strives to deliver consistent and long-term energy savings through effective resource acquisition programs.
- **Expand Implementation of Cost-Effective Energy Projects:** The PDP not only aims to increase the number of completed energy efficiency projects but also works to make these projects more cost-effective for member agencies, ensuring sustainable impact.

Performance

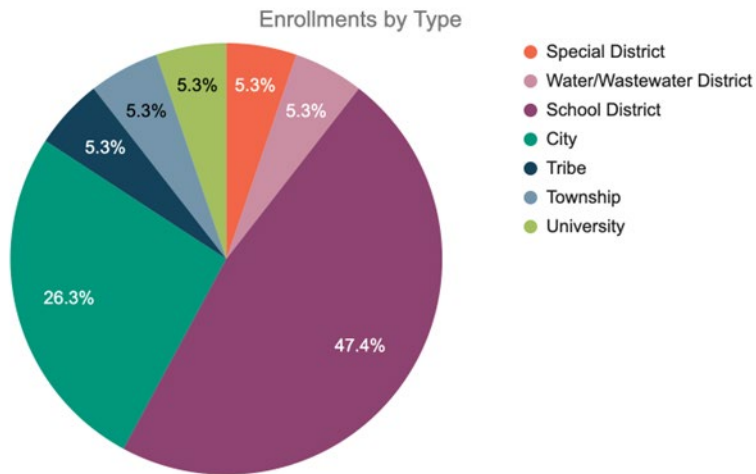
Agency Enrollments

SoCalREN continues to reduce the administrative burden on agencies by simplifying the enrollment process. In 2024, the program successfully enrolled 19 public agencies, marking significant milestones with the inclusion of its first Tribal Nations and first higher education institution. Additionally, SoCalREN began engaging state and federal agencies, with staff attending the “Camp Pendleton Day” conference. This event brought together over 400 government contractors, military representatives, and industry leaders to discuss updates on current projects, contracting opportunities, and the environmental challenges faced by the Navy, Marine Corps, U.S. Army Corps of Engineers, and other federal agencies in the southwest United States.

New enrollments in 2024 came from various sources: regional partners facilitated the enrollment of 13 agencies, while six enrollments were driven by referrals from industry partners, community partners, and/or other SoCalREN Energy Champions.

Table 4. New Agencies Enrolled in 2024



Figure 20. SoCalREN Enrollments by Agency Type

Enrollment Highlights

Enrolling a public agency in the PDP requires a strategic combination of timing, outreach, and engagement with the right stakeholders. This process demands careful coordination, persistence, and patience from all parties involved.

To expand its reach, SoCalREN actively collaborates with regional organizations to engage local public agencies. In October 2024, following a referral from the Ventura County Regional Energy Alliance, the City of Ojai enrolled in SoCalREN. Within just three months of enrollment, SoCalREN identified and facilitated the replacement of three gas water heaters with energy-efficient heat pump water heaters. This initiative resulted in 107.5 metric tons of CO₂ equivalent (MTCO₂e) in greenhouse gas savings over the units' lifetimes—equivalent to removing 25 cars from the road each year.



As a result of SoCalREN's trusted reputation and value, a previous Energy Champion in the network recommended Mesa Union School District to enroll in SoCalREN. The agency enrolled within one week of the initial kickoff meeting and a heat pump water heater (HPWH) project was identified and completed within five months.

In November 2024, California State University (CSU) Long Beach became the first higher education institution to enroll in SoCalREN's PDP. CSU Long Beach is actively participating in PDP to pursue energy efficiency projects throughout 2025, marking a significant milestone in expanding SoCalREN's reach within the higher education sector.

SoCalREN has spent the past 11 years establishing the PDP as a trusted partner to regional collaborators and Energy Champions, providing valuable resources to public agencies. These resources include expertise in portfolio energy analysis, energy project identification and implementation, and procurement support. As SoCalREN's reputation continues to grow, and as the number of successful energy efficiency projects increases, more agencies are enrolling, thereby expanding our reach and driving greater energy savings across the region.

Re-engagement Highlights

SoCalREN actively encourages public agencies to enroll in its program to stay informed about new opportunities and gain access to valuable resources through the toolkit platform. The program approach is tailored to each agency's readiness to identify and pursue energy efficiency projects. Even if an agency is initially unable to pursue projects, SoCalREN maintains consistent communication, sharing new opportunities as they arise.

For example, after initial contact in 2018, the Mojave Water Agency lacked the capacity to pursue energy efficiency projects. However, SoCalREN re-engaged with the agency in Q3 2023, leveraging the positive experience of a past energy champion and presenting relevant case studies to agency stakeholders. This re-engagement led to the agency's enrollment in February 2024, and they are now actively seeking projects for their Capital Improvement Plan.

In another instance, Rio School District enrolled in the program in 2017 but was unable to pursue projects at the time due to staff changes. SoCalREN re-engaged the district by presenting a comparative energy analysis report to the new staff, which led to the identification of six potential project sites. The district is now actively engaged and plans to conduct site visits in Q1 2025 to further explore specific energy efficiency measures.

“

We don't have anyone at our organization to analyze data or put together reports like this. We wouldn't be doing any of this work if it weren't for this organization.

- Annie Ransom, Teacher, Rio School District

”

Regional Reach Achievements

In 2024, SoCalREN demonstrated its commitment to expanding capacity and ensuring diverse agency representation across its service territory through its “Regional Reach Strategy.” The strategy is designed to achieve the following goals:

1. **Deliver Comprehensive Services Across the Entire Service Territory:** Ensure that all regions have access to SoCalREN's full range of energy efficiency services.
2. **Strengthen Communication Among Agencies and Partners:** Foster improved collaboration and communication between SoCalREN's network of agencies and regional partners to enhance the effectiveness of energy initiatives.
3. **Enhance Regional Services to Address Local Energy Priorities:** Tailor services and initiatives to meet the unique energy challenges and priorities of different sub-regions within the territory.
4. **Identify and Address Sub-Regional Needs:** Proactively identify emerging opportunities and initiate efforts to meet the specific needs of each sub-region, ensuring targeted support and relevant solutions.

As part of its Regional Reach Strategy, SoCalREN's coordination efforts with Regional Partners expanded significantly in 2024. These partners serve as trusted messengers and liaisons, playing a critical role in expanding local agency enrollment, identifying service gaps, and facilitating training opportunities. They are also instrumental in ensuring robust agency participation across SoCalREN's programs.

For the PDP, coordination with regional partners led to enhanced engagement efforts and a noticeable increase in local energy actions and projects. This collaborative approach has helped drive greater project implementation across SoCalREN's entire service territory, further advancing the program's impact and reach.

SoCalREN tracked regional reach efforts on a quarterly basis to highlight work done across the service territory. Many accomplishments of the regional reach strategy focused on collaboration efforts with the High Sierra Energy Foundation (HSEF) where active engagement and project support resulted in energy savings and new agency enrollment, especially in the northern region of SoCalREN's territory.

One of SoCalREN's significant accomplishments in 2024, in collaboration with the High Sierra Energy Foundation (HSEF), was the successful enrollment of our first Tribal Nation. Through a strategic engagement effort, SoCalREN and HSEF worked together to enroll the Bishop Paiute Tribe, utilizing HSEF's established relationships with Tribal Nation in the region. SoCalREN is currently exploring energy efficiency upgrades for three of the Tribe's facilities, marking an important step in broadening our service reach to tribal communities.

In partnership with HSEF, SoCalREN additionally worked with Hilton Creek Community Services District (CSD) to complete a blower upgrade at their wastewater treatment facility. Though the project was small in terms of dollars and scope, it was impactful to the district, providing them with 828,120 kWh in lifetime savings. Hilton Creek CSD leveraged several of SoCalREN's services, including:

- Project management and technical assistance
- \$25,725 Streamlined Savings Pathway (SSP) incentives

- \$58,842 from the Revolving Savings Fund for bridge financing
- Procurement support

“

The blower is operational! It was commissioned on September 4 and has been running since then. We still need to dial it in, but it looks to be working great! Thank you for all of your help in seeing this project through and this will be a great asset for our little district.

- William Czeschin, Hilton Creek Community Services District


”

Throughout 2024, SoCalREN’s Regional Partners played a critical role in driving new enrollments, enhancing marketing efforts, providing energy analysis, and delivering education and outreach to public agencies. Their efforts further strengthened SoCalREN’s relationships with a diverse range of public agencies, including local governments, special districts, and school districts.

Regional Partners also focused on energy education, motivation, and recognition for SoCalREN-enrolled agencies. In 2024, they hosted twelve energy working groups and led three highly engaging competitive challenges, designed to boost agency motivation and participation in SoCalREN’s programs. These efforts culminated in the presentation of energy awards, which recognized outstanding agency achievements in energy efficiency.

To facilitate the sharing of best practices and lessons learned, Regional Partners presented their successful initiatives through two poster sessions at the California Climate and Energy Collaborative (CCEC) Forum, further contributing to the broader dialogue on energy solutions and sustainability.

Figure 21. California Climate and Energy Collaborative (CCEC)



2025 Regional Reach Outlook

In 2025, SoCalREN will continue to expand its regional reach, enrolling additional agencies across the service territory and all 13 counties. Strategic efforts will be focused on engaging newly eligible entities with in Central California and the inland region (Riverside, San Bernardino Counties) SoCalREN will also focus in 2025 on obtaining more public agencies that are small and rural to support the amplification of ensuring more resources are supported for communities who are challenged due their size in population or geographic isolation.

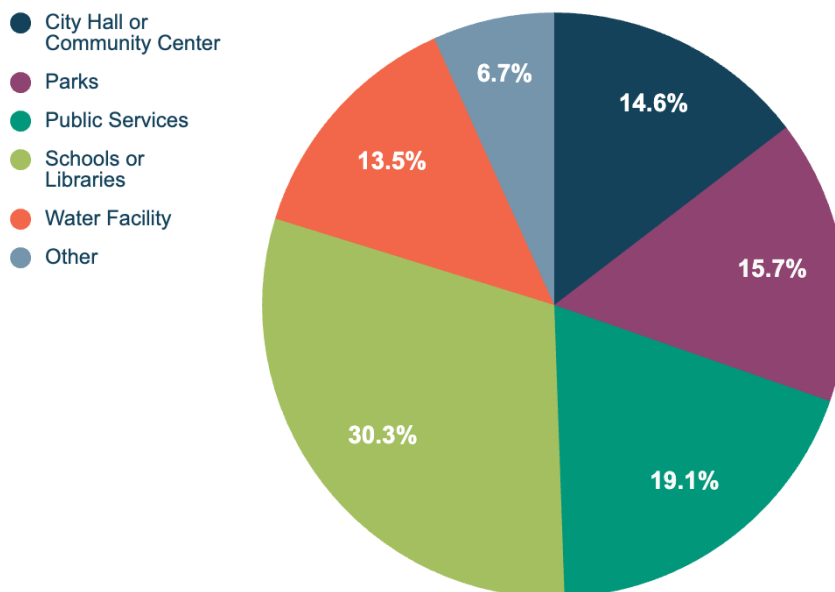
Building on the success of the Regional Partner Initiatives, SoCalREN will work closely with its partners to identify service gaps and address them with locally community-based design innovative solutions that meet community needs, further enhancing the impact and accessibility of energy efficiency programs across the region.

Project Identification and Implementation Achievements

In 2024, the program supported the completion of 101 projects while simultaneously cultivating a pipeline of 85 future projects. Participating agencies can use a variety of no-cost services provided by SoCalREN to overcome barriers to implementing energy projects, and most agencies choose to use several complimentary services to overcome the hurdles they have for implementation. Table 5 shows the percentage of 2024 projects that received specific services from SoCalREN.

Table 5. 2024 Installed Projects Leveraging Project Delivery Program Services

Program Service Type	Percent of Projects Using Service
Project management	100%
Incentive application support	92%
Objective technical review	81%
Procurement support	42%
Audit/engineering calculations	30%
Construction phase support	34%
Financial analysis	48%

**Figure 22. Breakdown of Facility Types Served through the Project Delivery Program**

Energy Savings Achievements

SoCalREN recognizes the importance of contributing persistent energy savings to help California meet its climate goals and energy resource capacity needs. As a market support program, the PDP channels energy projects into resource acquisition programs⁸ supported by IOUs, third parties, and SoCalREN. Figure 23 reflects resource acquisition program savings supported by the SoCalREN PDP in 2024, which resulted in a 27,466.50 tons of GHG emissions reduction over the lifetime of the projects, equivalent to taking 6,407 cars off the road for one year.⁹

Figure 23. Project Delivery Program Savings Installed in 2024

	Non-underserved	Underserved
Lifetime kWh	-251,835	46,351,057
Annual kW	6.3	1,127
Lifetime Therms	35,613	2,997,115

The 2025 Pipeline

In addition to supporting projects that were completed in 2024, the PDP developed a pipeline for new projects for 2025 and beyond. This pipeline includes projects such as:

- Water pump upgrades and wastewater treatment plant equipment and controls upgrades
- Sports field lighting upgrades
- School district campus-wide HVAC upgrades

The projected savings from the 2025 and beyond pipeline of projects are 14,712,546 kWh; 1,695 kW; and 185,735 therms.

Additional SoCalREN Contributions

Beyond its direct contributions to energy savings and climate action goals, PDP offers several indirect and intangible benefits recognized by participating agencies. These benefits include enhancing energy project education to expand workforce expertise, providing access to funding for projects, and enabling agencies to leverage complementary program offerings, among others. Key impacts in 2024 include:

- SoCalREN helped public agencies secure over \$2,323,987 in incentive funding and access \$7.7 million dollars in non-ratepayer state and federal grant funding.
- SoCalREN-supported projects contributed significantly to green workforce and economic development in the region. SoCalREN agencies had gross construction

⁸ The program channeled 37,340,566 lifetime kWh and 3,006,343 lifetime therms to resource programs. Metrics are inclusive of projects that did not claim savings.

⁹ Source: <https://www.epa.gov/egrid/summary-data> and 4.20 metric tons CO₂E/vehicle /year (EPA GHG calculator).

costs of over \$16,619,068 million for their 2024 PDP projects, supporting 180 jobs across California.

- SoCalREN provided financial analyses to help agencies evaluate the economic viability of projects and provided application support to help agencies obtain the incentives or financing needed to bring projects to life.

Table 6. Program Achievements in Terms of Financial Support for Agencies

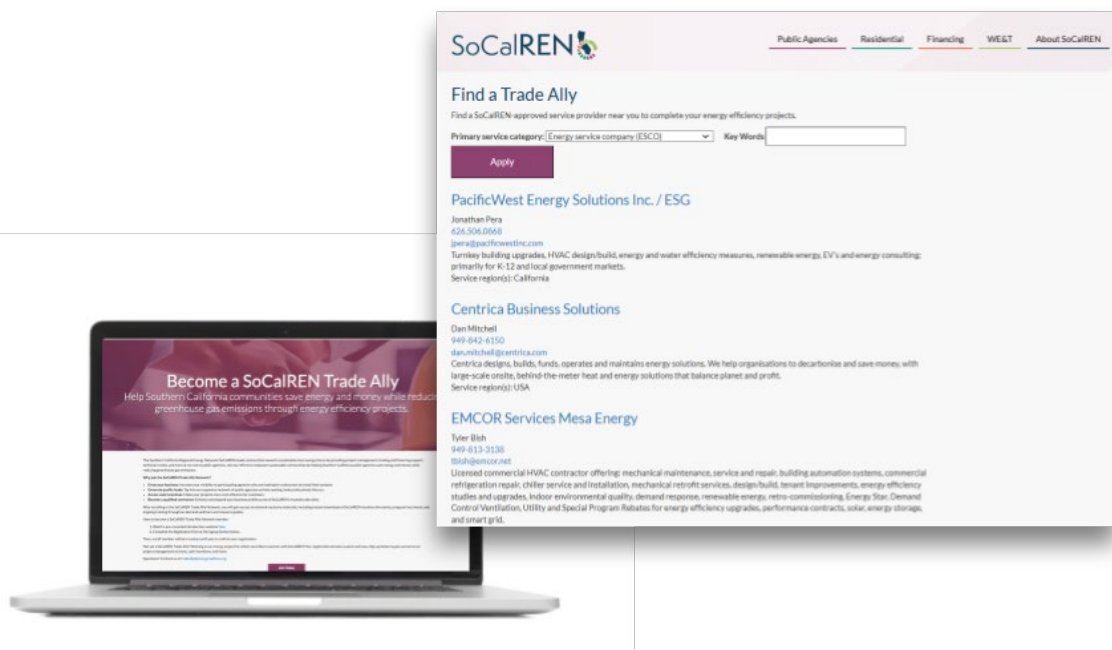
Number of rebate/incentive applications supported	51
Total rebate/incentives secured (\$)	\$2,384,096
Lifetime utility bill savings from resulting projects	\$15,152,452
Additional funding/financing secured	\$7.7M

Energy efficiency projects reduce public agency utility bills, freeing up funds that can be reinvested into critical community services.

Modifications

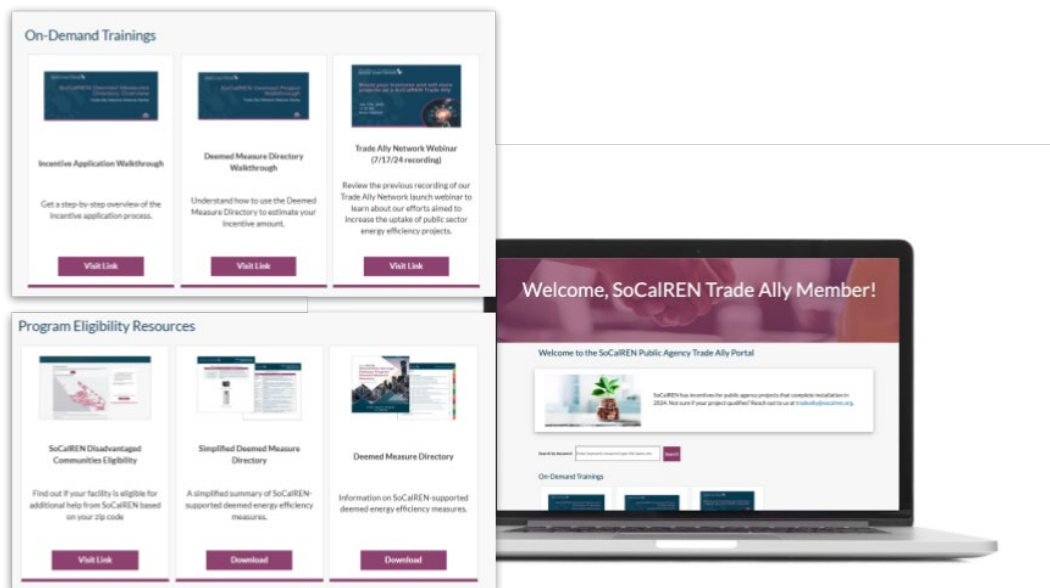
In 2024, the program launched a public sector Trade Ally network to connect public agencies to qualified designers, contractors, and energy service companies (ESCOs). In turn, this helps Trade Allies leverage SoCalREN's services and incentives to get more energy efficiency projects installed. Public agencies can view a list of Trade Allies in their area via SoCalREN's "Find A Trade Ally" web page.

Figure 24. Find a Trade Ally Webpage



SoCalREN also provides registered Trade Allies exclusive access to on-demand training, program fact sheets, and measure lists through a login portal.

Figure 25. Trade Ally Resources



Thanks to its Trade Ally network, SoCalREN received a referral for Lennox Unified School District (Lennox USD). With support from the PDP, Lennox USD installed four heat pump water heaters in its elementary school kitchen facilities. After the installation, cafeteria staff noted that the water was noticeably hotter and increased overall efficiency in the kitchen. To commemorate this accomplishment, South Bay Cities Council of Government, a SoCalREN regional partner, presented a check during Lennox USD's board meeting to highlight the no-cost resources and cash incentives that they secured through participation with SoCalREN.



2024 Strategies

Securing Additional Funding – Non-Ratepayer Funding

In 2024, SoCalREN assisted public agencies in securing \$7.7 million in supplemental, non-ratepayer grant funding. This funding was obtained through programs such as the Department of Energy's Energy Efficiency and Conservation Block Grant (EECBG), the California Schools Healthy Air, Plumbing, and Efficiency Program (CalSHAPE), and the DOE Industrial Training and Assessment Center (ITAC) implementation grants.

1
School District Supported
(Val Verde USD)

\$5,830,000
CalSHAPE Funding Secured

4
Agencies Supported
(Inland Empire Utilities Agency,
Coachella Valley Water District,
City of Ventura, and El Toro Water District)

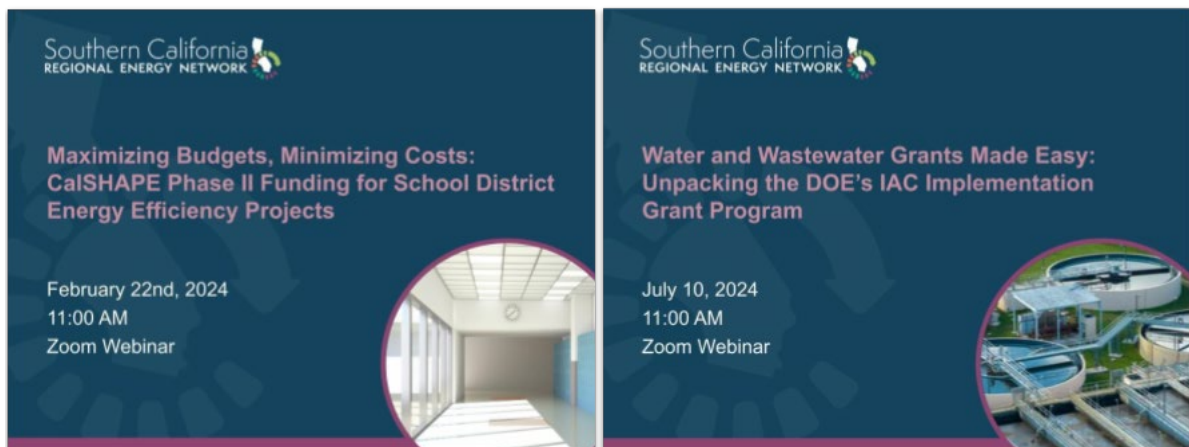
\$1,062,000
ITAC Funds Secured

5
Agencies Supported
(City of Ventura, City of Redondo Beach,
City of Moorpark, City of Palmdale,
and County of Orange)

\$862,530
EECBG Funds Secured

SoCalREN hosted several webinars to raise awareness and inform public agencies about these funding opportunities.

Figure 26. SoCalREN Public Agency Funding Webinars



Public Agency Procurement Support

SoCalREN has developed tailored resources and services to streamline the procurement process for public agency energy efficiency projects.

Government Code (GC) 4217 Education and Assistance: SoCalREN provided GC 4217 education through webinars, fact sheets, and one-on-one consultations with agencies. Through SoCalREN's procurement support, the City of Inglewood was able to utilize GC 4217 to complete a comprehensive energy upgrade project with an ESCO. SoCalREN assisted Inglewood's staff throughout the process, offering guidance on the procedure, sharing sample language for the public notice, and providing a template for the staff report.

Figure 27. GC 4217 Newsletter Feature

Need an energy project done fast? Consider GC 4217!

Public agencies looking to accomplish energy projects quickly and easily are encouraged to utilize **Government Code (GC) 4217**. This allows public agencies to enter into construction contracts without a formal bid process - no matter how big or small your energy project is!

[Learn more about GC 4217](#)

Stadium lighting procurement initiative: In 2024, SoCalREN launched an initiative to help public agencies access competitive, bulk pricing for sports lighting retrofits through a piggyback-enabled solicitation led by a SoCalREN member agency. The request for proposal (RFP) was developed in 2024 and will be released in early 2025.

Single-source justification support: SoCalREN assisted agencies in preparing single-source justification forms for projects. These forms outlined the scope of work and justification for utilizing one of SoCalREN's preferred contractors.

Optimization/Outlook

The Project Delivery Program (PDP) continuously evolves by integrating feedback to refine its services. Key program activities and optimization strategies for 2025 include:

- Expanding Integrated Demand Side Management (IDSM) services to encompass not only energy efficiency but also audits and technical assistance for the development of Distributed Energy Resource (DER) projects.
- Increasing the delivery of webinars and educational content, with offerings specifically tailored to the needs of different agency types.
- Enhancing outreach, project development, and staff support to assist agencies in accessing new programs and completing projects efficiently, in alignment with the portfolio's Total System Benefit (TSB) goals.

“

SoCalREN significantly reduces the burden on our team by taking the lead on the incentive application and providing ongoing technical support to ensure the project's energy savings and incentive goals are met. Without SoCalREN, we likely wouldn't have pursued these incentives due to the complexity of the process. While there is additional work involved with the incentive process, SoCalREN's support ensures it's manageable and minimizes the additional workload for staff.

- SoCalREN Enrolled Agency

”

Metered Savings Public Agency Program

SoCalREN's Normalized Metered Energy Consumption (NMEC) Public Agency Program, also known as the Metered Savings Program (MSP), is a resource acquisition initiative that provides public agencies with access to support and cash incentives for "stranded" energy savings. The MSP employs a site-based NMEC approach to measure energy savings at the meter before and after project implementation, offering incentives based on the energy savings recorded at the meter.

This approach simplifies the review process for multi-measure projects, making it easier for public agencies to participate in energy programs. By enabling agencies to undertake more comprehensive energy projects that deliver greater savings, the MSP accelerates project completion and maximizes energy efficiency outcomes.

Services

- Weather-normalized facility energy usage modeling,
- Technical support for project application development,
- Streamlined third-party technical review of project applications,
- Cash incentives for project energy savings realized at the meter (with enhanced incentives for underserved agencies), and
- Project energy savings reports that demonstrate maximum energy saving practices for facility staff.

Objectives

- Reduce project complexity and improve project completion timelines,
- Provide technical expertise and appropriate training to facility personnel to ensure the persistence of savings,

- Deliver deep energy savings to public agencies, with a focus on underserved communities,
- Contribute to climate goals by offering incentives based on GHG reductions, and
- Improve technical review and project completion timelines in the public sector.

Performance

In 2024, the Metered Savings Program focused on completing projects while developing a strong project pipeline for 2025 and beyond.

Table 7. Metered Savings Program Energy Savings

Metric	Benefit Achieved*	Percent Underserved
Total System Benefit	\$930,738	100%

*The NMEC true-up savings from previous years' projects are included in the spreadsheet referenced in Appendix A and uploaded to CEDARS.

Table 8. Metered Savings Program Pipeline Developed for Future Years

Pipeline Developed*		
	Benefit Developed	Percent Underserved
Total System Benefit	\$1,928,993.04	100%

*Savings are based on forecasted construction completion timelines. Pipeline includes total savings projected for 2025 and beyond.

Table 9. Metered Savings Project Details

Metric	Number of Projects	% Underserved
Projects Installed	13	100%
Projects Approved	14	100%
Projects in Pipeline pre-Application Submittal	16	100%

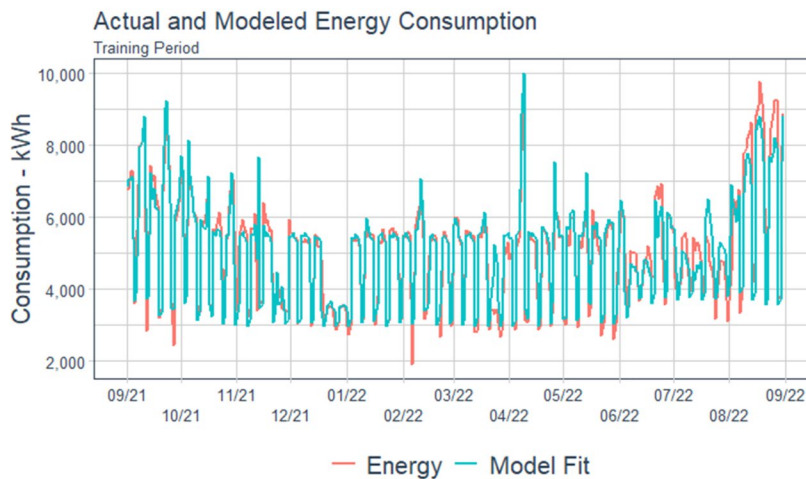
Modifications

No significant modifications were made to the Metered Savings Program in 2024. However, SoCalREN continued to utilize the PRAXIS software, integrated in 2023, to streamline the production of predictability analyses and measurement and verification plans, enhancing the program's efficiency and effectiveness.

2024 Strategies

The Metered Savings Program now leverages more granular gas data than previously available, enabling the inclusion of gas measures in NMEC projects, including previously ineligible gas-only projects. This advancement allows SoCalREN to report the Total System Benefit of NMEC projects more accurately.

Additionally, SoCalREN used PVWatts models to generate hourly and monthly solar production data for multiple projects when solar production data was unavailable or unreliable.



Example Participating School Predictability Analysis model

The electric consumption (net electric meter plus solar production) was consistent throughout the model training period. The figure above shows the baseline model developed for this project and demonstrates how closely the model (light blue line) follows the daily energy use patterns (orange line).

RESULTS

882,279 kWh/Year*

System output may range from 857,399 to 895,425 kWh per year near this location.

Month	Solar Radiation (kWh / m ² / day)	AC Energy (kWh)
January	4.38	57,413
February	4.97	58,288
March	5.94	74,939
April	6.53	78,076
May	6.41	79,354
June	7.18	85,398
July	7.46	91,373
August	7.45	90,918
September	6.58	78,377
October	5.74	71,896
November	4.90	61,404
December	4.12	54,843
Annual	5.97	882,279

PVWatts Calculator for Example Participating in School Solar Production


Schools are ideal NMEC candidates due to their predictable schedules and seasonal closures. Targeting schools for the Metered Savings Program allowed SoCalREN to capitalize on building closures during summer and winter breaks for installations. Many schools have yet to upgrade their lighting, providing a significant opportunity for supplemental energy savings. Large lighting projects have quick procurement timelines and deliver savings that might otherwise be stranded in an alternative incentive program.

SoCalREN also identified and collaborated with agencies working with ESCOs to streamline NMEC projects through the Metered Savings Program. ESCOs support comprehensive projects that align well with the Metered Savings Program. By coordinating with agencies and their ESCOs to refine and implement multi-measure energy efficient projects, SoCalREN reduced the complexity of project management and improved overall efficiency.

Stories/Highlights

In 2024, eight schools within Ventura Unified School District completed lighting projects through the Metered Savings Program (MSP). These projects, typically ineligible for other incentive pathways, qualified for SoCalREN's support because they each achieved over 10% savings at the meter, allowing the district to capture incentives for savings that would be ineligible through other programs. Collectively, these eight projects saved 944,026 kWh and earned the district \$113,813 in incentives.

Figure 28. VUSD—De Anza High School Gym LED Light Replacement



Fullerton Joint Union High School District replaced 27 rooftop units (RTUs) at one high school with increased energy efficiency controls and programming. Additionally, fluorescent lights were upgraded to LED fixtures for even more energy savings. Project construction was completed during summer closures, and PV Watts was used to calculate the approximate generation for the solar array to avoid data delays. Together, these measures are expected to save the district 120,163 kWh and 10 kW annually, which qualifies for \$28,335 in incentives.

2025 Optimization/Outlook

Due to declining pipeline enrollment seen in PY 2024 and public agencies requests for more deemed streamlined approaches, the Metered Savings Program will be closed to new applications and will shift its focus to closing out existing projects. The NMEC pathway will continue to be available under the Streamlined Savings Pathway thus allowing for more customer choice but will assist in simplifying both program offerings and reduce program administration.

Public Agency Distributed Energy Resources in Disadvantaged Communities Project Delivery Program (aka DER DAC PDP)

The Public Agency Distributed Energy Resources in Disadvantaged Communities Project Delivery Program, also known as the DER DAC PDP Program, is an equity program that maximizes energy efficiency opportunities while driving the integration of distributed energy resources (DERs) and decarbonization in the public sector. The Program provides a comprehensive evaluation of energy efficiency opportunities for underserved public agencies.

In 2024, the DER DAC PDP Program focused on educating public agencies about the benefits of decarbonization and empowering agencies to pursue comprehensive energy solutions for their community.

Services

SoCalREN's DER DAC PDP Program offers the following services to underserved communities:

- Comprehensive energy efficiency projects support services to take agencies from project identification through completion.
- Training and workshops on best practices for building decarbonization.

Objectives

- Increase engagement of public agencies in underserved communities to implement decarbonization strategies and reduce community greenhouse gas emissions.
- Increase the ability of public agencies to meet local, regional, and state climate and energy goals.
- Expand participation in SoCalREN's energy efficiency programs, particularly by public agencies that serve disadvantaged communities.
- Encourage agencies to lead their communities toward a safe, secure, resilient, affordable, and sustainable clean energy future.

Performance

In 2024, DER DAC PDP continued to help underserved communities achieve their energy resilience goals by supporting 20 energy efficiency projects in underserved communities, 10 of which were completed in 2024.

The energy industry often delivers services and incentives in a fragmented way, creating unnecessary challenges for underserved communities to achieve deep energy retrofits and clean energy self-reliance. These agencies lack staff capacity, in-house expertise, and financial resources to recognize the benefits of energy efficiency projects on a comprehensive scale. DER DAC PDP provided underserved communities with the necessary support to overcome economic, social, and environmental barriers to advance their climate and energy goals. This program ensures equitable access to resources and expertise to identify, implement, and pursue energy efficiency projects

Table 10. 2024 DER DAC PDP Installed Savings

2024 Construction Complete Savings ¹⁰	
Lifetime Installed Savings (kWh)	3,437,354
Installed Savings (kW)	9.27
Lifetime Installed Savings (therms)	26,069

The energy savings from projects completed in 2024 from DER DAC PDP will result in a 1,045-ton GHG emissions reduction over the lifetime of the projects, equivalent to taking 244 cars off the road for one year.¹¹ Many DER DAC PDP projects' energy savings are attributed to and claimed by resource programs. Projects supported by the DER DAC PDP Program and completed in 2024 channeled 146,539 kWh and 1,708 kW into resource programs.

Table 11. Installed Projects Leveraging DER DAC PDP Services

Percent of Installed 2024 Projects (by Construction Completed)	
DER DAC PDP Service Type	Percent of Projects Utilizing Service
Project Management	100%
Audit	50%
Benchmarking	63%
Financial Analysis	100%

¹⁰ Not all installation reports submitted in 2024 are claimed by resource programs in 2024. Metrics also include 2024 installed projects that are channeled through the Metered Savings Program, which does not require Installation Reports.

¹¹ Source <https://www.epa.gov/egrid/summary-data> and 4.20 metric tons CO₂E/vehicle /year ([EPA GHG calculator](#)).

Percent of Installed 2024 Projects (by Construction Completed)	
Technical Review	100%
Incentive Application	75%
Procurement Support	100%

Table 12 lists the financial savings to public agencies from projects installed in 2024.

Table 12. Financial Benefits to Undeserved Public Agencies

Lifetime Utility Bill Savings	\$437,776
Total Resource Program Incentives Captured	\$55,682

DER DAC PDP goes beyond energy efficiency to provide agencies with information and resources to support building decarbonization. In 2024, the DER DAC PDP Program conducted electrification outreach activities to help public agencies and their communities identify and fund projects to save energy and reduce carbon emissions.

SoCalREN's approach included organizing electrification webinars, tailoring presentations for Regional Partner's diverse territories, and promoting electrification resources across SoCalREN's service territory. An integral part of SoCalREN's outreach strategy included a series of webinars for network-wide and local audiences. These webinars served as platforms to share valuable insights, including case studies and background information on electrification projects.

Building on strong interest in 2023, SoCalREN continued its electrification outreach in 2024, once again highlighting heat pump water heaters (HPWH). SoCalREN's Top Recommended Projects for 2024 webinar provided attendees with information about HPWHs, electric fryers, and other high-opportunity energy projects. To support agencies that installed HPWHs in 2023 and encourage new HPWH projects in 2024, SoCalREN hosted a heat pump water heater maintenance tips webinar in February 2024. This webinar helped educate agency staff of the minimal maintenance needed to keep their HPWH units running as efficiently as possible and therefore also extending their end-of-use life.

Figure 29. SoCalREN HPWH Webinar



Additionally, SoCalREN partnered and coordinated with each Regional Partner to create localized workshops that tackle decarbonization challenges unique to each subregion, with an emphasis on HPWH incentives. SoCalREN collaborated with Regional Partners to develop and promote electrification-related email campaigns, talking points, FAQs, and promotional email signatures. Table 13 lists the various outreach activities achieved in 2024. SoCalREN exceeded its goals to develop electrification outreach materials and deliver electrification workshops and webinars.

Table 13. Electrification Outreach Initiative

Electrification Outreach Targets	Goal	Completed	Percent of Goal
Electrification outreach materials developed	4	8	200%
Electrification activities delivered (e.g., workshops/webinars/presentations)	2	5	250%

Figure 30. HPWH case study flyer developed in 2024



In 2024, DER DAC PDP maintained a significant pipeline of energy projects supporting underserved communities for 2025 and beyond. Pipeline development is essential to long-term program success since once identified, a project may take up to four years to complete.

Table 14. 2025 DER DAC PDP Project Pipeline

kWh	kW	Therms
1,878,606	257.95	15,214

Modifications

No significant modifications were made to the DER DAC PDP program in 2024.

DER DAC PDP pursued a strategy of electrification education and outreach. As noted in the Performance section above, DER DAC PDP developed a series of network-wide and local webinars to share case studies and background on building electrification projects. SoCalREN’s regional partners supported community outreach and engagement on electrification topics.

2025 Optimization/Outlook

In 2025, DER DAC PDP program will utilize this energy efficiency program delivery channel to integrate a comprehensive program strategy and allow a customer to install a multi-DER project without leveraging ratepayer funding but through federal ITCs and private/public financing. This strategy will not only help to lessen the burden on ratepayer funds and programs but will also seek to tap into many funding sources that have gone unrealized. Much of the strategies deployed will assist public agencies in overcoming the barriers to access of ITCs and private/public financing by providing specific technical expertise and application support, to name just a few. Public agencies receive an overwhelming amount of requests for more access to capital or funding resources, which continues to go unaddressed. SoCalREN is hoping to provide a solution that not only drives more energy efficiency in the public sector but also drives this sector in meeting the state's clean energy goals.

Streamlined Savings Pathway Program

The Streamlined Savings Pathway Program is a resource acquisition initiative designed to address funding gaps and incentivize the implementation of long-lasting energy efficiency measures. By streamlining application review timelines and minimizing delays, the program accelerates funding for public sector energy efficiency projects, with a particular emphasis on serving underserved communities.

Services

In 2024, the Streamlined Savings Pathway offered the following services to public agencies to help them complete energy efficiency projects:

- An expedited in-house SoCalREN project application review process in alignment with CPUC custom and deemed project technical review requirements. The program aims to provide initial application processing in approximately ten business days and completes project technical review in approximately 30 business days.
- Monetary incentives based on life cycle GHG emissions reductions, which are delivered once installation is verified.
- Enhanced incentive rates for public agencies in underserved sites.

The Streamlined Savings Pathway integrates seamlessly with the SoCalREN's Project Delivery Program to help public agencies save energy and money, as displayed in Figure 31 below.

Figure 31. Streamlined Savings Pathway Project Delivery Process



Objectives

- Generate persistent and long-term energy savings and GHG emissions reductions to support SoCalREN program and state clean energy goals,
- Generate TSB through energy savings, enhancing the resilience of California’s grid, and furthering the state’s climate objectives,
- Maximize a project's TSB by delivering targeted energy savings through cost-effective and efficient implementation strategies,
- Assist public agencies in electrifying their facilities,
- Increase energy efficiency program participation in underserved communities by offering enhanced monetary incentives to fund energy upgrades,
- Mitigate the cost of project implementation delays for public agencies by quickly yet rigorously reviewing incentive applications, and
- Reduce project delays and complexities by leveraging in-house technical expertise.

Performance

In its third calendar year of implementation, the Streamlined Savings Pathway focused on installations of energy-efficient measures, supporting public agencies’ decarbonization goals, and developing a strong project pipeline.

Table 15. Streamlined Savings Pathway Program Performance

2024 Completed Projects		
	Benefit Achieved	Percent Underserved
Total System Benefit	\$2,461,087	99%

Table 16. Streamlined Savings Pathway Pipeline Developed for Future Years

Pipeline Developed*		
	Estimated Benefit	Percent Underserved
Total System Benefit	\$1,527,551	99%

**Savings are based on forecasted construction completion timelines. Includes total savings projected for 2025 and beyond.*

Table 17. Streamlined Savings Pathway Project Details

Metric	#of Projects	% DAC
Projects Installed	83	98%
Projects Approved for Future Installation	22	95%
Projects in Pipeline Pre-Application Submittal/Approval	10	100%

In addition to building a robust project pipeline, the program prioritized quick application processing and review to help agencies complete projects. On average, the program completed project application technical reviews 30% percent faster than the program's goal of 30 business days.

Table 18. Streamlined Savings Pathway Project Review Timelines

Review Period	Average Number of Business Days to Complete*
Technical Review	15
Application Approval	21

*Excluding CPUC review and response periods

Modifications

The program was expanded to incentivize gas projects, marking a significant milestone in aligning with TSB goals and enhancing the program's offerings to meet evolving agency needs.

2024 Strategies

Heat Pump Water Heater Initiative. Streamlined Savings Pathway's most impactful initiative in 2024 was the HPWH initiative, which offered up to 100% cost coverage to agencies replacing a gas water heater with a HPWH. Through this initiative, SoCalREN agencies installed 72 HPWHs (99% in underserved facilities), which contributed 2,662,04 lifetime therms to Streamlined Savings Pathway's 2024 savings goals with a total of **\$2,212,024** in TSB achieved.

Top Recommended Projects in 2024 Webinar. SoCalREN hosted a Top Recommended Projects Webinar as part of its Streamlined Savings Pathway (SSP) marketing initiative. The webinar focused on identifying and presenting key project opportunities such as fryer electrification and stadium lighting that align with SSP's goal of achieving measurable energy savings and maximizing TSB. Attendees, including public agencies and Trade Allies, were provided with tailored recommendations for energy efficiency

projects, along with guidance on leveraging SSP resources for streamlined project implementation.

Trade Ally Network. The Streamlined Savings Pathway leveraged its preferred vendors and Trade Ally network to streamline the project process by developing a preferred contractors list of pre-vetted contractors. This list enables informal bidding and single-source procurement opportunities, further simplifying and expediting project implementation.

Partnership with TECH Clean CA. To effectively utilize the incentive budget, SSP coordinated with the Technology and Equipment for Clean Heating (TECH) Clean California (CA) program to stack incentives where appropriate and contribute to both program’s goals. SoCalREN projects helped agencies leverage \$31,400 in TECH Clean CA incentives to push 11 HPWH installations to completion.



Streamlined Savings Pathway aims to decrease the time from project identification to approval. In 2024, SSP boasted a 21 business-day submittal-to-approval average compared to 24 in 2023.

Table 19. Streamlined Savings Pathway Project Details

Program	Submittal-to-Approval Average (Business Days)*
Streamlined Savings Pathway—2024	21
Streamlined Savings Pathway—2023	24

**Excluding CPUC review and response periods*

2024 Project Highlights

Santa Barbara Unified School District HPWH Replacements

The Santa Barbara Unified School District (SBUSD) prioritized modernizing, renovating, updating, replacing, and repairing its facilities and infrastructure to meet the evolving classroom needs of today and tomorrow. With a commitment to safe, modernized facilities, the district participated in several initiatives to enhance its schools’ infrastructure including significant efforts to improve energy efficiency.

The district leveraged SoCalREN’s Streamlined Savings Pathway to replace outdated natural gas water heaters with high-efficiency HPWHs across gym and kitchen facilities at seven schools. Collectively, these upgrades achieved an impressive TSB of \$590,156.50 and annual savings of 81,336 therms.

“

Thank you SoCalREN for getting us the funding to install the heat pump water heaters at San Marcos High School and Goleta Valley Junior High. They are working well - our staff did not notice any change in their hot water delivery from the old boilers/natural gas powered water heaters, which is everything that we had hoped for. If there are school districts and/or public agencies that want to hear about how the HPWHs are working, we would be more than happy to speak with them.

”

SBUSD celebrated a significant milestone with the installation of the 100th HPWH through the SSP HPWH initiative. This notable achievement was completed at the Santa Barbara High School gym and featured in the December edition of the SoCalREN newsletter.

Figure 32. Newsletter Spotlight Featuring the 100th Heat Pump Water Heater Installation



Pictured: Santa Barbara Unified Energy Champion, Desmond Ho, next to the 100th heat pump water heater installed

SoCalREN Celebrates 100 Heat Pump Water Heater Installations

Since its launch in 2023, SoCalREN public agencies have eagerly taken advantage of our heat pump water heater offering. This year, we are celebrating our **100th heat pump water heater installation**, which was recently installed at Santa Barbara High School's gymnasium.

To date, SoCalREN has installed 22 heat pump water heaters at various Santa Barbara Unified school sites, achieving an anticipated \$613,000+ lifetime energy bill savings. In total, 33 public agencies have taken advantage of this offering to electrify their water heating equipment and support regional and state clean energy goals.

East Kern Healthcare District, HPWH Replacements

In 2024, East Kern Healthcare District became a member of the SoCalREN network and initiated its first SSP project—replacing two natural gas water heaters with energy-efficient HPWHs at a Community Health Center. This initiative delivered a TSB of \$24,217.32, achieving 3,740 therms of gas savings, and \$1,330.69 in annual energy cost savings. The project was fully funded through incentives, covering 100% of the total project cost.

Figure 33. Heat Pump Water Heater Installed at the Bartz–Altadonna Community Health Center



“

We had such a great experience with SoCalREN and the hot water heat pump installation that we are finding both courage and need to continue our journey with SoCalREN if there are possibilities

- Karen Macedonio, President, East Kern Health Care District

”

2025 Optimization/Outlook

Streamlined Savings Pathway will continue to offer enhanced HPWH incentives while supporting access to and stacking TECH incentives. SoCalREN has initiated an in-depth analysis to identify high-priority measures with a high TSB relative to cost, aiming to maximize energy savings and overall impact. To further reduce project implementation barriers, SoCalREN is exploring opportunities to offer select measures to public agencies with up to 100% cost coverage. In 2025, SSP will also bundle water savings measures, providing agencies with comprehensive solutions that align with sustainability goals while driving both energy and water efficiency.

Focusing on driving costs down for our participating agencies, SoCalREN will coordinate cooperative purchasing opportunities for stadium lighting and explore extending this approach to HVAC and lighting control systems. With the RFP approved and numerous projects planned for 2025, this strategy will enhance cost efficiency and streamline procurement processes.

As previously noted, SSP will integrate the NMEC pathway alongside the Custom and Deemed pathways. Key highlights following this integration include:

- Focusing on schools given predictable hours and occupation patterns
- Using PRAXIS software to provide a web version of the Quarterly Savings Report to our agencies, providing agencies with improved visualization of their energy usage during the savings reporting period
- Bolstering coordination with ESCOs to address financial constraints and shorten project timelines
- Targeting large lighting projects given relatively quick procurement timelines and addressing projects that would otherwise be left stranded
- Overcoming predictive load challenges through improved gas usage data availability and advanced modeling techniques to enhance gas NMEC projects

Energy Resiliency Action Plan Program

SoCalREN's Energy Resiliency Action Plan (ERAP) Program is a market support initiative designed to aid public agencies in developing energy efficiency and resilience roadmaps. The program aims to enhance the resilience of critical community infrastructure and future resilience hubs across the agencies served by SoCalREN.

The ERAP Program provides a comprehensive framework that addresses both immediate and long-term energy resilience challenges. By leveraging advanced data analysis, the Program identifies vulnerabilities in energy infrastructure, evaluates climate risks, and offers actionable recommendations for prioritizing and implementing capital projects to bolster community resilience.

A key element of ERAP is its focus on stakeholder engagement, equity considerations, and regional collaboration, ensuring that solutions are tailored to the specific needs and objectives of each participating agency.

Services

The ERAP Program offers the following services to public agencies throughout the ERAP Program's delivery process:

- Portfolio-level facility opportunity analysis using social, health, environmental vulnerability and energy performance and reliability data (*Resilience Hub Opportunity Assessment Report*),
- Tailored support and tools to assist public agencies in conducting community outreach campaigns,
- On-site energy efficiency and resilience audits, resulting in detailed facility update recommendations at critical facilities and current/potential resilience hubs,
- Customized action plan with energy project opportunities, resilience and funding resources and guidance for future implementation (*Energy Resilience Action Plan Report*),
- Support and tools for public agency ERAP report commitment and integration into existing planning efforts, and
- Centralized online dashboard tool for tracking facility information, analyzing energy metrics, and supporting project prioritization (*ERAP Dashboard Tool*).

Figure 34. ERAP Program Delivery Process



Objectives

The ERAP program focuses on following objectives when delivering services to public agency participants:

- Supply public agencies with a pipeline of shovel-ready energy efficiency and resilience project opportunities targeted at critical facilities and infrastructure.
- Position public agencies to capture future resiliency grant funding opportunities efficiently and effectively.

- Provide education and outreach resources to position public agencies as resiliency leaders among peers and in their communities.
- Provide public agencies with a guiding document to protect facilities and communities from climate and energy-related threats.
- Facilitate strong partnerships and coordination with local stakeholders, community organizations, and other public agencies to ensure aligned resilience efforts and support collective action.

Performance

In 2024, ERAP entered its first year of implementation, with a focus on establishing foundational tools and processes, building new relationships with public agencies and Regional Partners, and refining program strategies to ensure a smooth rollout and long-term success. The program capitalized on the success of the SoCalREN Regional Partner energy resilience initiative, which launched in 2022 with a small cohort of public agencies. This initiative served as a strong foundation for ERAP's continued growth and expansion.

Funding and Audit Support

In April 2024, SoCalREN received approval to use LA County's EECBG funding to support the energy resilience-focused audit scope enabling ERAP to offer comprehensive IDSM site audits. Following funding approval, 32 facility audits across nine agencies were completed, resulting in measure opportunities that included both resilience and energy efficiency measures.

Tailored Reports and Deliverables

Resilience Hub Opportunity Assessments (RHOAs) were delivered to four new agencies and pre-development work was performed for an additional six new agencies.

An official ERAP report template was created, incorporating vulnerability indicators, project phasing, energy efficiency and resilience measures, funding resources, and community outreach results. Customized ERAP reports were developed and delivered to six agencies, including a customized report for El Monte Union High School District focused on EV charging optimization.

Following delivery of the official ERAP report, public agencies were asked to sign and return a formal commitment letter, outlining their dedication to incorporating ERAP findings and project opportunities into their future planning and implementation efforts.

Community Outreach

Participating ERAP public agencies take a community-integrated approach to energy resilience planning by conducting both virtual and in-person community outreach. Outreach materials (provided in English, Spanish, and Simplified Chinese) are made available through in-print copies at city facilities and virtually via social media platforms

to spread the word about the survey and to gather community feedback about planning and developing a community resilience center.

ERAP's comprehensive social media toolkit empowers agencies to promote community surveys and engagement activities online, extending our reach and engaging a broader audience. Additionally, in communities where traditional survey methods historically are not as effective as in-person outreach, our regional partners engaged residents directly at local events using interactive activities. In some cities, ERAP outreach was integrated into existing community events, such as concerts in the park and community walks. Residents were engaged to share input on their preferred locations for future resilience hubs and the programming they would like to see offered.

Community outreach campaigns across three public agencies collected in-person and virtual survey responses from local residents, providing insights into their interests and needs for a future resilience hub. Additionally, meeting and touchpoints with public agency staff assisted in building expertise and resilience capacity for our participating agencies. The 2024 engagement reach is as follows:

- More than 340 community members engaged via in-person events and surveys
- More than 45 public agency staff engaged in community resilience hub planning

Figure 35. Community Led Outreach Example



Agency Expansion

SoCalREN successfully onboarded 11 new agencies, expanding ERAP's regional reach, including formal commitment from the Town of Mammoth Lakes and interest from the Tule River Tribe.

Figure 36. ERAP Agency Participation and Interest

Modifications

As a new program, ERAP had no modifications implemented in 2024. Instead, the program focused on launching new offerings and services to the SoCalREN territory.

2024 Strategies

In 2024, the ERAP program employed the following strategies for successful implementation of services:

- SoCalREN's Regional Partners supported public agency selection and onboarding, community outreach, and stakeholder engagement with public agencies.
- SoCalREN leveraged LA County's EECBG funding to support with resilience-focused audits and measure identification to fill gaps in SoCalREN's energy efficiency ratepayer funding scope limitations.
- SoCalREN onboarded new public agencies in cohorts to support streamlined agency onboarding and partnership building.

2025 Optimization/Outlook

In 2025, the ERAP Program will continue to expand service offerings to new agencies and new regions across SoCalREN territory, with a stronger focus on smaller, rural and budget-constrained. In addition and given that additional funding for integrated demand planning will be available, SoCalREN will seek to focus is reach in providing ERAP resources to agencies within the Riverside, San Bernardino, Inyo, Mono and Kings Counties. ERAP will engage with new SoCalREN Regional Partners to onboard new agencies while also engaging public agencies outside of regional partner territories to meet enrollment goals.

SoCalREN will continue leveraging LA County's EECBG funding to offer comprehensive and holistic resilience site studies and recommendations. The program plans to initiate

services for 15 new agencies, develop ERAP reports for 13 agencies, and support ERAP report commitments for 10 agencies. Additionally, ERAP intends to enhance the online dashboard with new functionality, expand its reach to new audiences, and add an additional 10 public agencies' data to the platform.

For community engagement, the ERAP program will complete 16 stakeholder and community outreach activities, with a goal to engage 290 stakeholders in the process.

In 2025, ERAP will place an emphasis on refining and improving existing templates and tools using feedback and lessons learned from implementation in 2024. These improvements will streamline processes, reduce public agency staff time, and support more meaningful program outcomes.

Regional Partner Initiatives

In 2024, Regional Partner Initiatives became a complementary program designed to better address the diverse needs of public agencies and their communities in the SoCalREN service territory. By leveraging regional partners, the initiatives test new and local community-based designed innovative intervention strategies that can be scaled as appropriate across other regions.

SoCalREN offers a streamlined application process that allow for regional partners to submit initiative ideas that are based on their local knowledge and engagement. Applications are accepted on an ongoing basis, with both resource and non-resource strategies considered, as long as they align with CPUC guidelines, and SoCalREN's priorities (to provide equitable EE options while delivering savings and building capacity).

Services

The Regional Partner Initiatives program offers the opportunity to build better customized community-based energy efficiency services that will in turn experience more uptake compared to previous offerings and programs. Initiatives are designed and implemented by the regional partners who serve as local, trusted representatives and hold a rapport with the communities being served. Initiatives can serve cities, counties, Tribal Nations, K-12 school districts, community colleges, public universities, water and wastewater districts, special districts, federal, and state agencies. Prioritization of resources is allocated to those in the market considered to be underserved.

Objectives

The objective of the Regional Partner Initiatives program is to provide a streamlined application process and an outlet for localized community-based innovative strategies to serve communities represented by participating SoCalREN regional partner subcontractors. Successful initiatives are evaluated for feasibility, community delivery and environmental impact within the community it is being designed for. The open initiative application concept is also designed to offer an opportunity to test new ideas in a space where other avenues have closed due to program changes and closures.

Performance

Since the launch of the Regional Partner Initiatives in 2024, five initiatives have been approved and funded for implementation by the regional partners. Four partners participated in the program this year:

1. HSEF launched a Facility Equipment Inventory (FEI) initiative.
2. San Gabriel Valley Council of Governments (SGVCOG) launched the next iteration of its Efficiency San Gabriel Valley (eSGV) initiative which now includes installation kits for residents along with a free in person home energy assessment and recommendations.
3. SGVCOG also started preparations to launch a FEI initiative and joined the SBCCOG team on an inventory site visit to learn best practices.
4. SBCCOG launched an innovative new initiative to analyze the feasibility of cool roof surfaces among agency facilities.
5. Gateway Cities Council of Governments (GCCOG) launched an initiative called GWCemPOWER where the COG partners with community-based organizations to market home energy assessments offered by SCE in its region.

2024 Strategies

SoCalREN aims to help the regional partners to develop and propose ideas and support the implementation of approved initiatives. Since SBCCOG originally launched their FEI initiative in 2022, other partners have realized the value of implementing their own versions to catalogue energy-using equipment in municipal facilities of enrolled agencies and provide the agencies with a detailed inventory to support capital expenditure planning and find opportunities for more energy projects. SoCalREN supported the HSEF with the launch and theirs and its first site visit to the Town of Mammoth Lakes. An assessment of current equipment in five of its facilities was conducted, including the Rodes department building, transit facilities, the community recreation center, public pool, and pumphouse (which prevents a critical road junction from freezing).

Figure 37. A Spotlight on the High Sierra Region

Exploring SoCalREN's Diverse Service Territory

Spotlight on the High Sierra Region

- The High Sierra Energy Foundation supported the Town of Mammoth Lakes with a Facility Equipment Inventory (FEI) to assess current equipment in its municipal facilities including:
 - the roads department building, transit facilities, community recreation center, public pool, and pumphouse (which prevents a critical road junction from freezing)
- A detailed inventory of equipment was provided to the Town to help support capital expenditure planning efforts and find opportunities for energy efficiency project



3

2025 Optimization/Outlook

In 2025, the Regional Partner Initiatives program will continue to accept and encourage partners to submit applications and new ideas for gap-filling and localized community-based innovative services. The widely successful and scaled-out FEI model will continue implementation by three partners, and with data received from these FEIs, the SoCalREN team will utilize it to analyze new opportunities to build projects within the public agencies these COGs serve. The five initiatives approved in 2024 will continue implementation into 2025 while new initiatives are proposed, funded, and launched.



Tulare Tulare County

RESIDENTIAL SECTOR

In 2024, SoCalREN successfully implemented two unique residential energy efficiency programs: the Multifamily Program and the Kits for Kids Program. Together, these initiatives impacted over 14,838 Households Impacted, delivering significant energy efficiency benefits to residents across the service territory.

DELIVERING Climate and Energy Impacts



-1,573,451
kWh Savings
-117,184 in Underserved Communities



561,915
Therms Savings
174,697 in Underserved Communities



2,852
MTCO_{2e} GHG Avoided
819 in Underserved Communities

BUILDING Energy Capacity and Economic Resilience



\$4,101,849
Total Incentives Paid
to Multifamily Properties
\$9,004,263
Total Construction Project Costs



39
Completed Projects
98
Construction Jobs Created

EXPANDING Access to Energy Efficiency



14,838
Households Impacted



44%
Completed Projects in
Disadvantaged Communities



116
Participating Schools
67%
DAC Schools

While each program employs unique delivery models and targets different audiences, both share the overarching goal of maximizing energy efficiency impact across a broad range of residences, with a particular emphasis on reaching Disadvantaged Communities (DACs) and Hard-to-Reach (HTR) customers.

Both programs achieved significant success in meeting these objectives. The Multifamily Program not only delivered substantial energy savings but also provided valuable opportunities for contracting professionals, allowing them to expand their businesses. Meanwhile, the Kits for Kids Program supported STEM initiatives in schools by awarding classroom participation grants to schools whose students completed at-home energy-saving installations.

The results of 2024, along with the unique value that SoCalREN's Residential Sector programs provide to the communities it serves, are detailed below. This section outlines the impact of each program, followed by a look at planned enhancements and activities for 2025.

The SoCalREN **Multifamily Program** faced several market challenges and measure updates in 2024. Notably, mid-year revisions to the workpaper for the multifamily central domestic hot water measure led to significant adjustments in the program's approach to fuel substitution projects compared to 2023. In response, the program leveraged savings from gas/therm-based projects, which positively influenced the Total Savings Benefit (TSB) and allowed SoCalREN to effectively meet its metric goals in a sustainable manner.

Looking ahead to 2025, there is concern that funding cuts to electrification incentive programs, such as TECH Clean California and HEERA rebates, may pose challenges for advancing electrification projects in the market. However, 2024 demonstrated the market's resilience, as SoCalREN's bonuses successfully drove the completion of 34 gas projects, resulting in the removal of the equivalent of 665 cars from the road.

The **Kits for Kids** team made significant strides in building relationships at the district level, exceeding 100% of the program's enrollment goals and establishing a robust project pipeline—with a waitlist—for 2025. The Kits for Kids initiative engaged with 359 classrooms across eight counties, delivering energy savings kits to over 8,561 school children. Students received interactive educational materials that guided them through in-home energy efficiency activities, including installing simple, self-install efficiency measures provided in the kits.

Additionally, the team supported participating schools in organizing and facilitating STEM-focused field trips and events with districts throughout the region. In response to feedback, the kits were updated in 2024 to include additional LEDs for use in student households.

Sector Modifications

While adjustments were made to outreach strategies on an ongoing basis to ensure program subscription and drive scalability, no formal changes were made to either Residential program during 2024.

New Program Offerings

The Multifamily Hard-to-Reach (HTR) Direct Install (DI) program was approved at the end of 2024, with public launch and commencement of program outreach efforts planned for January 2025.

Planned Optimizations and 2025 Outlook

As SoCalREN prepares to launch its 2025 Residential Sector programs, supporting residential energy affordability is a top priority. The sector will begin offering services through the new HTR Direct Install program for Multifamily properties in addition to the current comprehensive Multifamily Program. The Kits for Kids program will build upon the scalability strategies launched in 2024 to grow the program. Both programs entered 2025 with strong participation pipelines and an enthusiastic market ready for expanded SoCalREN services due to successful 2024 activities. SoCalREN also seeks to launch a Single-Family program to provide affordable energy solutions to additional households.

Multifamily Program

The SoCalREN Multifamily Program helps property owners upgrade facilities through retrofit projects that improve living conditions and reduce energy costs for residents and property owners. The Program provides business opportunities for contractors who complete upgrades at participating properties. In addition to the cost-saving benefits of energy efficiency (for both owners and tenants), residents benefit from a safer, healthier, and cleaner living environment while building owners enjoy increased property values. The successful completion of a Multifamily project that addresses the needs of stakeholders at all levels is an effort that is both meaningful financially and helps California meet long-term GHG reduction goals.

The target audiences for the Multifamily Program are owners and managers of eligible multifamily properties located within the SoCalREN territory. Secondary audiences include contractors who serve multifamily properties in SoCalREN territory. In addition, the Program provides messaging and tools to help educate tenants in participating properties about the Program, as well as general information about incorporating energy-saving behavior and habits in their homes.

Incentives are based on the percentage energy savings achieved over baseline conditions and the number of units at the property. As-built conditions are captured during the initial assessment, and recommendations are made based on the observations made during the assessment. Incentives for the Whole Building Path are

capped at 60 percent of the total project cost unless the project is in a DAC (determined by ZIP code). Projects located in DACs are capped at 75 percent of the total project cost.

Services

For Customers

- Technical support, including energy assessments, identifying energy efficiency improvement measures.
- Project management and other staff support throughout EE projects.
- Individualized contractor training with the Program’s engineering team to ensure contractors understand the intake form and how to accurately collect necessary data and information.
- Project inspection to validate all equipment is installed and operational.
- Tenant educational materials in a variety of languages.

For Participating Contractors

- Training and education on EE measures.
- Marketing materials for customer sales meetings.
- Lead generation for multifamily projects through targeted digital, print, and direct mail advertising efforts.
- Technical support on project scope and installation.

Objectives

- **Deliver comprehensive energy saving projects:** To best serve the mission of SoCalREN, the Multifamily Program engages contractors, building owners, and residents to identify and implement energy savings opportunities through comprehensive retrofit projects that include electric, gas, and water efficiency measures.
- **Achieve high participation in HTR and DAC customer groups:** The Program goal is to achieve at least 50 percent participation by DAC/HTR customers.
- **Drive SoCalREN portfolio cost effectiveness:** The Multifamily Program offers a streamlined approach to achieving energy savings to ensure the overall SoCalREN portfolio maximizes cost effectiveness.
- **Drive energy efficiency upgrades in all building types/sizes:** The Program serves the entire SoCalREN Multifamily market, as long as the property has at least five units and meets other program eligibility requirements.
- **Develop, Enhance, and Expand the Energy Efficiency Service Provider Market Serving SoCalREN Multifamily Properties:** The Program fosters the growth of service providers (i.e., contractors) supporting the Multifamily market at every level of building, project size, and complexity to facilitate the installation of comprehensive projects.

Performance

With the shift from solely focusing on kWh and therm savings goals to a TSB-focused goal, the program had to adjust its priorities. Instead of just targeting savings, it now also optimizes for TSB. The team leveraged a cost-benefit tool to determine that optimal measure mix for meeting CPUC TSB goals. Unfortunately, due to recent workpaper findings and updates, fuel substitution measures within the multifamily sector, such as heat pumps, had to be limited due to their lower TSB ratio contributions and high cost. In contrast, larger TSB-contributing measures, like high-efficiency Central DHW system upgrades help to maximize TSB, and thus were prioritized.

Table 20. Multifamily Program 2024 Performance

Metric	Achieved
Number of Installed Projects	39
Percent of Projects in DACs	44%
Residential Dwelling Units Impacted	6,277
Energy Savings (gross kWh)	-1,604,275
Demand Savings (gross kW)	29.44
Energy Savings (gross therms)	537,060
Energy Savings (net kWh) ¹²	2,410,819
Demand Savings (net kW)	16
Energy Savings (net therms)	218,435
Enrolled Contractors	20

The outreach team worked closely with contractors to drive completed projects through a new approach focused on deemed measures. In 2023, 100 percent of contractors installed deemed measures only. However, in 2024, the team helped some selected projects navigate the custom process to explore new opportunities for the program. This strategy impacted the final TSB goal by contributing substantial TSB value. Stella Apartments is one example, but this process required a longer timeframe for projects, with the average wait for a reservation letter being 3–4 months.

The team took on limited custom projects in 2024 to maintain their focus on Central High-Efficiency DHW system projects. These projects, where a property replaces an older central boiler or hot water system with a high-efficiency storage tank system or tankless system, provided high levels of therm savings and were the main measure supporting our path to hitting our TSB goal. This shift meant our main focus moved from electrification to

¹² Net savings contains converted savings from fuel substitution measures

like-for-like therm-saving upgrades. With such a focus on gas DHW systems, our final net therm savings exceeded our goal, landing us at approximately 170 percent.

In addition, the need to shift to therm-saving equipment arose because fuel substitution projects often led to low TSB ratios in the 0.2–0.3 range, while our goal was closer to 1.45 (as mentioned above this result was due to a deemed workpaper update). This led the team to deprioritize central DHW fuel substitution projects. In 2024, the SoCalREN Multifamily Program claimed over –1.7 net GWh and more than 383,500 net therms. The regional results by county are displayed below.

Table 21. Multifamily Program Regional Energy Savings Results

County	Projects	Net kWh	Net Therms
Los Angeles	26	–990,477	260,137
Orange	4	–545,172	74,354
Riverside	3	7,297	16,631
San Bernardino	4	–192,875	18,448
Santa Barbara	1	134	2,764
Ventura	1	1,380	11,192
Total	39	–1,719,711	383,525

By replacing older and inefficient equipment, property owners can reduce their ongoing energy and water costs and respond to fewer tenant maintenance calls. Projects completed in 2024 provided significant financial benefits.

Table 22. Financial Benefits to Multifamily Properties

Category	Amount
Annual utility bill savings for all properties (and underserved)	\$151,543 total \$128,084 underserved
Total value of projects completed	\$9,004,263
Total incentives paid	\$4,101,849

The Program strives to support construction jobs. This Program goal is measured by completed projects' gross construction costs. The 2024 gross construction costs of over \$9 million translate to 98 construction jobs supported.

Modifications

As described above, a major focus of the Multifamily program in 2024 was helping shift the program’s focus from lighting upgrades to electrification measure installations, increasing average energy savings and GHG impacts per project.

2024 Strategies

The Program deployed several strategies to support achievement of the program goals.

Recruitment of Additional Contractors

Dedicated, consistent recruitment of contractors has led to growth over the past five years, culminating in a program high of 25 participating contractors in 2024. Project leads often come to the program via participating contractors, so developing an increased pool helps ensure a steady pipeline of multifamily projects and the achievement of energy savings goals.

Table 23. Five-Year Contractor Participation Growth

	2020	2021	2022	2023	2024
Participating Contractors	17	15	18	25	25

Multifamily Program AMP Visits

To strengthen connections with property owners and foster a sense of pride in completing a SoCalREN project, properties were offered an Account Management Post-Construction (AMP) visit from a member of the program team. During these visits, properties were presented with an award in recognition of their energy efficiency upgrades and were provided with guidance on how to effectively showcase the associated benefits. These efforts not only highlighted the successes of each project but also encouraged word-of-mouth marketing, as property owners and managers shared their positive experiences with others, further promoting the program's impact.


Figure 38. SoCalREN Multifamily Program AMP Visit

Multifamily Program Marketing

Direct email marketing through Contractor Newsletters, is disseminated monthly to participating contractors. These newsletters inform contractors of Program changes, requirements, updates, and various ways to be successful in the Program.

Figure 39. SoCalREN Multifamily Newsletter

May 2024 Newsletter



Multifamily Program Announcements



Annual Income Property Management Expo

In May, we attended the Income Property Management Expo in Pasadena where we dove deep into insightful discussions, met awesome professionals, and hosted our own booth! Special thanks to the Apartment Association of Greater Los Angeles for hosting such an amazing event.

Throughout the year, the contractor newsletters consistently held an open rate above 60% and a CTR of 3.35%, surpassing industry standards. According to Constant Contact, the Multifamily Program team's preferred email management platform, these metrics align with and perform above industry standards for email click rates and open rates. In addition, the Multifamily Program team disseminated webinar e-Blasts throughout the year promoting new contractor participation within the Multifamily Program and virtual event opportunities where participating contractors provide feedback on the Program.

Multifamily Program Marketing Collateral

The Multifamily Program performed ongoing updates to the following key collateral pieces as needed to align with program objectives during 2024.

- Property Owner Agreement (POA)
- Multifamily Whole Building flyer (available in English, Spanish, Simplified Chinese)
- Multifamily Cobranded Whole Building flyer
- Comprehensive Common Area flyer (available in English, Spanish, Simplified Chinese)
- Multifamily Cobranded Comprehensive Common Area flyer
- Multifamily Contractor Manual
- Project Incentive Estimation Sales Tool

On the "Request Marketing Materials" section of Multifamily subsite, contractors were able to request customized marketing materials that are delivered to their business after their order is placed. All Program materials were available for contractors to download directly from the website to ensure easy access when needed.

Regional Partners

To create more Program awareness, the Program continued to work with four regional partners, High Sierra Energy Foundation, South Bay Cities Council of Government, San Gabriel Valley Council of Government, and San Joaquin Valley Clean Energy Organization. The Program meets with each regional partner separately to review new outreach plans, discuss upcoming events, and marketing tactics.

2025 Optimization/Outlook

The Multifamily Program has noted a marked increase in fuel substitution (i.e., electrification) projects over the past three years. The program expects this trend to increase in 2025 but with funding for electrification measures from federal sources now in jeopardy we may see a slight slowdown. However, SoCalREN will look to identify more external non-CPUC resources to support multifamily electrification projects. These programs can include but are not limited to CEC's TECH initiative and where applicable CEC's EBD Program. Additionally, with utility costs increasing over the next few years, the team is anticipating higher interest from multifamily property owners in energy


efficiency programs To support them reducing their overall operating costs of their properties. This translates to great market potential in the multifamily sub-sector.

Kits for Kids Program

With increased public awareness of climate change and high-profile initiatives within schools to promote environmentally conscious activities, many school-aged children have increasing curiosity around how they can contribute to climate action. Developed originally as an effort directly responsive to the barriers presented by the COVID-19 pandemic, SoCalREN's Kits for Kids has grown into a flagship effort driving district-level planning action while still providing the individual learning experience and in-home measures popular with students and parents.

The heart of the program remains engagement with students, parents, and teachers, which was expanded in 2024 to include increased delivery of flexible lesson plans and experiential field trips to reinforce concepts presented in the classroom. Consistent with previous years' performance, the Kits for Kids program exceeded its 2024 goal of 325 classrooms. SoCalREN enrolled 359 classrooms—and has a full pipeline for 2025.

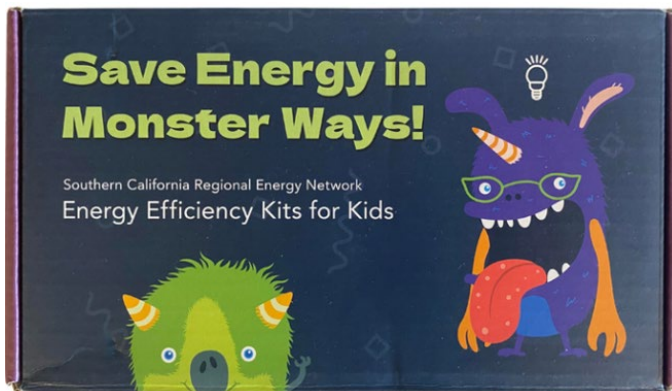
Figure 40. Students working on the lesson plan



Each participating student received a Kit from the program, at no cost, filled with a set of measures to help provide energy savings for each household. Participating students receive energy-efficient items that can help their families save energy and money as well as broaden their knowledge based on energy efficiency. In addition to the energy and cost savings achieved by the students, Kits for Kids provided incentive grants to classrooms. These funds are used to directly support educational efforts in schools through equipment purchases, field trips, and learning experiences.

The free measures are designed to help households save energy and money. The at-home activity is intended to build on what has already been taught in the classroom. The activity is designed to help the student make connections between concepts learned through third- and fourth-grade science class and how the members of their household use energy at home, in a fun, hands-on fashion. Students have access to a free, online home-based educational activity with games, puzzles, and a tip sheet. These are designed to educate the participating student and other household members about energy efficiency and the positive financial and environmental impacts associated with participating and committing to EE behaviors.

Figure 41. Kits for Kids Box



Students return the enclosed postcards to the teachers who aggregate the information in an online installation form. This includes information on the type of home (i.e., single-family or multifamily), the existing light bulbs they are replacing, as well as what measures from the kit they installed.

Services

Once classrooms are enrolled, the Kits for Kids Program mails the kits to each school so that the teachers can distribute the kits to the students to take home. Each kit is filled with two LED bulbs, one efficient showerhead, and two faucet aerators for families to install. The Program also offers electric-only kits that contain three LED lightbulbs and a Wi-Fi-enabled smart plug. In addition, the kits include a sticker, magnet, pencil, shower timer, detailed directions on how to install each item, and a verification postcard that

teachers will use to track the percentage of completed kits. The kits also include an insert for parents with more information and one for students.

The insert for students encourages them to go on an energy-saving adventure online to learn more about energy, how their family uses it, and more ways to save. If 65 percent of the students within a given participating classroom returned the completed postcard to their teachers, their classroom received a \$1,000 incentive grant. SoCalREN attended several area school board meetings to present ceremonial checks representing the value the Kits for Kids Program delivered to classrooms within the district.

Objectives

The Program objectives of Kits for Kids are as follows:

- Educate students, parents, and guardians about energy efficiency to help household members make informed decisions now, and to encourage the continuation of EE behaviors by the students in the future.
- Provide financial relief to families/households through both energy cost savings and the no-cost measures provided to households.
- Drive climate action within residential communities.
- Reward students for participating by giving a classroom grant. This \$1,000 grant can be used by each participating teacher to help fund educational materials, supplies, field trips, and other experiences that help students learn and engage.

Performance

SoCalREN exceeded the 2024 goal of enrolling 250 classrooms to participate in the Kits for Kids Program and surpassed the 50 percent DAC participation goal, with nearly 70 percent of enrolled classrooms located in DACs. The 359 total participating classrooms are in 41 school districts and 116 schools in seven counties throughout the SoCalREN territory. The Program distributed kits to 8,561 participating students.

Table 24. Kits for Kids Program Performance

	Performance
Participating Counties	7
Participating School Districts	41
Participating Schools	116
Percent Participation in DAC	67%
Classroom Enrollments	359
Participating Students	8,561

Table 25. Kits for Kids Program Performance

	Savings
Therms	24,854
kWh	30,824

Modifications

During 2024, the Kits for Kids program continued to focus on building relationships at the district level. This approach created a secure pipeline of classrooms for 2025 participation and positioned the program for seamless scalability in years to come. The program also worked with its fulfillment vendor to update kits with enhanced Smart Technology and an additional language option (Mandarin Chinese). Online tools were updated to include a Family Portal for further engagement and education at home. In addition, the Program began work on a major update to the online game, to be released in 2025.

2024 Strategies

District-Level Partnerships

During 2024, the Kits for Kids team concentrated efforts on implementing at the school district level and we worked with 40 districts in 7 counties. In 2024, the Program worked with the following partners:

County	Classrooms	Districts	% DAC
Inyo County	2	1	0%
Los Angeles County	90	17	68%
Mono County	6	2	0%
Orange County	14	3	36%
Riverside County	135	4	49%
San Bernardino County	106	9	96%
Tulare County	3	4	83%

In 2024, we successfully implemented the Program in 359 classrooms, marking a significant milestone in our educational initiatives. Additionally, we distributed \$287,000 in grants, providing crucial support to various projects and programs. Our team also actively participated in several outreach events, including the Future Green Leaders Summit, the Green Technology Summit, and DSL meetings, furthering our commitment to community engagement and sustainable development.

Summer Planning Activities

Since the Program cannot deliver kits or lessons—or connect with teachers—during the summer months when school is not in session, additional activities were completed to enhance the Program and prepare for the fall semester. The following activities were conducted during summer 2024:

- Kit redesign, including verification of QR code.
- Creation of Family Portal
- Materials translations (Mandarin Chinese)
- Detailed assessment of resources by behavioral program experts; input will guide 2024 program enhancements.

Regional Partners

Program staff worked with SoCalREN's Public Agency Regional Partners that have had historically low participation in utility programs in disadvantaged communities (DAC) and rural hard-to-reach (HTR) school districts. In addition, program staff conducted direct outreach to school districts in SoCalREN territory to promote the Program. The Regional Partners helped facilitate classroom enrollment in the Program. Because of their location and affiliations with local municipalities, these organizations were in a unique position to target DAC and HTR participants. The four regional partners are:

- The High Sierra Energy Foundation
- The San Joaquin Valley Clean Energy Organization

- San Gabriel Valley Council of Governments
- South Bay Cities Council of Governments

In-Language Materials

To further support participation from DAC and HTR participants, the program provided in-language content targeting specific communities who are often overlooked in energy efficiency programs. Providing educational materials, activity sheets, and measure instructions in key languages spoken throughout the region helped customers directly connect with the content and concepts and fostered connections between parents/guardians and students who worked on the activities together.

2025 Optimization/Outlook

Over the next year, the Program is set to undergo significant expansion and refinement. In the spring semester, there will be a heavy focus on program delivery with new kits. The program will reach 18 new classrooms and return to 136 others, with a district-wide spread in 79 districts, including specific field trip engagements. For summer and fall, the team's emphasis will shift toward content refreshment and recruitment for 2025. Strategies such as providing incentive flexibility are expected to play a crucial role, along with creating timelines that extend beyond kits and the fourth grade. Planning for LAUSD implementation is also on the agenda. The year will round off with remaining enrollments focusing on Riverside USD implementation.

In 2025, the Program is set to undergo significant expansion from 325 classrooms to about 1000. We are working through all of the classrooms in our interest forms, which totaled over 169. We are collaborating with COGS to help implement classrooms in their regions and partnering with LAUSD, which should give us access to 325 classrooms across 489 schools.

The spring semester is dedicated to implementing all of our current partners, while the fall semester will focus on implementing all of our new partners. For spring 2025, we are currently implementing our existing districts and partnerships, including High Sierra, Rialto, Roland, and Fontana. In addition, the program has expanded by adding a new game on climate resiliency that will be implemented for the first time this spring with our current partners. This game will be complementary to the initial energy efficiency scavenger hunt installation game and will help to build a knowledge base for our youth in regard to climate resiliency within their communities (as we have seen after the most recent wildfires, climate change is top of mind for most youth, so it is important to support their knowledge on how we as a community can be more resilient). We are also presenting at DSL Riverside County of Education in April. As well as attending Energy Innovation conference to stay up to date in the needs of our communities. For summer, the team's emphasis will shift toward outreach and recruitment for fall 2025.



Small Multifamily HTR DI Program

The Southern California Regional Energy Network (SoCalREN) Small Hard-to-Reach Multifamily Direct Install Program (Small HTR MF DI Program) provides turnkey installation of energy efficiency measures aimed at reducing electric, natural gas, and water consumption in small (50 units or fewer) apartment buildings classified as HTR or located within DACs. The program targets both individual residential units and common areas, offering services at no cost to property owners or tenants. It includes outreach for enrollment, energy awareness training for tenants and owners, and management of direct install contractors, with a focus on providing employment and training opportunities for disadvantaged workers.

Services

The program offers the following services:

- **Turnkey Installation:** Energy efficiency measures are installed at no cost to property owners or tenants.
- **Outreach and Enrollment:** Efforts to enroll buildings in the program.
- **Energy Awareness Training:** Basic training for tenants and owners on energy-saving behaviors and practices.
- **Contractor Management:** Training and management of direct install contractors.
- **Employment Opportunities:** Providing opportunities for disadvantaged workers to gain employment and training through the program.

Objectives

The program objectives of the Small Multifamily HTR DI Program are as follows:

1. **Improve Efficiency:** Enhance the energy efficiency of targeted multifamily buildings through simple retrofits.
2. **Reduce Energy Costs:** Lower energy and water utility bills for both tenants and owners.
3. **Raise Awareness:** Increase knowledge and awareness of energy-saving behaviors among tenants and owners.
4. **Serve Underserved Customers:** Provide valuable energy services to underserved HTR customers and those in DACs.

5. **Support the Energy Grid:** Help reduce strain on California’s energy grid and contribute to long-term GHG reduction goals.
6. **Employment and Training:** Offer training and employment opportunities for disadvantaged workers through direct install contractors.

Performance

The Small Multifamily HTR DI Program completed regulatory requirements in Dec. 2024; however, the program officially launched to prospective participants on Jan. 8, 2025.

Modifications

The program is newly launched; therefore, no modifications were made in 2024.

2025 Optimization/Outlook

In 2025, the program is poised for significant growth and impact. We will focus on training contractors to ensure they are well-equipped with the latest skills and knowledge. Additionally, we aim to introduce our program services into the marketplace, making them more accessible to a broader audience. Our efforts will also include upgrading households to enhance energy efficiency, ultimately delivering substantial energy savings to our participants.

*Temecula Riverside County*

WE&T SECTOR

SoCalREN's Workforce Education and Training (WE&T) sector remains dedicated to cultivating a skilled clean energy workforce. In 2024, the sector prioritized expanding its offerings to students and youth, supporting long-term workforce development in the region. Through strategic collaborations with academic institutions, unions, community-based organizations, and other key partners, SoCalREN continues to broaden the program's reach and amplify its impact, ensuring that the future workforce is well-equipped to meet the growing demands of the clean energy sector.

BUILDING**Energy Capacity and Economic Resilience****380**

Courses Completed by ACES Participants
51% Increase from 2023

57

Enrolled Participants in GPC Program
42% Increase from 2023

17

Certifications Earned by GPC Participants
60% Increase from 2023

17

Contractors Receiving Technical Assistance (ECA)
129% Increase from 2023

17

Certifications Earned by ECA Participants
750% Increase from 2023

**\$90,417**

Internship Dollars Earned by ACES Students
71% Increase from 2023

EXPANDING**Access to Energy Efficiency****9**

Schools Participating in ACES Program
13% Increase from 2023

**11**

ACES Partners (Industry, College, AJCC's)
120% Increase from 2023

Sector Modifications

In 2024, there were no significant modifications at the sector level within SoCalREN's WE&T sector.

New Program Offerings

In 2024, SoCalREN expanded its WE&T offerings to include a diverse portfolio of four key programs aimed at advancing energy efficiency workforce development:

- ACES Pathway
- E-Contractor Academy
- Future Green Leaders Summit
- Green Path Careers

WE&T Sector Optimization/Outlook

As state and local decarbonization funding continues to evolve, and despite recent federal changes impacting the Infrastructure Investment and Jobs Act (IIJA) and Inflation Reduction Act (IRA) funding, SoCalREN remains steadfast in its commitment to strengthening the local workforce. We will continue to support workforce development across California, ensuring that communities benefit from available resources and opportunities.

In 2025 and beyond, our programming will maintain a strong focus on:

- Driving equity in California’s clean energy workforce
- Closing the gender gap in STEM education
- Providing opportunities for disadvantaged youth
- Supporting the integration of existing and older workers into the clean energy transition
- Delivering services to Tribal Nations and rural communities
- Through these efforts, SoCalREN will continue to play a critical role in developing a diverse, skilled workforce that is essential for the success of California’s clean energy future.

In 2025, the sector will work to expand its offerings to include the following new initiatives:

- Ag WE&T Program
- WE&T Opportunity Hub

ACES Program

The Architecture, Construction and Engineering Students (ACES) Pathway Program served 101 students in Title I (i.e., schools that receive targeted funding to address barriers related to poverty) designated high schools. Students receive training through dual enrollment at the community college level; the program also provides supportive services through various partners customized to the needs of each student. Student internship participation for summer 2024 included 42 students, a 27 percent increase from 2023 participation.

Services



The 2024 Architecture, Construction, and Engineering Students (ACES) Pathway Program provided Title I high school students with dual high school and community college enrollment opportunities, bridging the gap to higher education and providing hands-on training and experience in energy efficiency and clean energy technologies.

The program aims to prepare the next generation of professionals in the architecture, construction, and engineering industries for careers in the clean energy sector and support the growth of a diversified clean energy workforce in Southern California.

Figure 42. ACES Services



Objectives

ACES promotes employment in the energy sector to underrepresented groups to diversify the workforce and create a talent pipeline preparing youth for in-demand jobs and helping to meet the growing demand for skilled workers. The ACES Program achieves this through:

- **Exposure to Energy Sector:** Provides students with exposure to the energy sector, helping educate them on opportunities available to them and the types of skills and knowledge needed to succeed in the clean energy field.
- **Hands-on Experience:** Gives students hands-on experience in the energy sector, helping them to develop the practical skills and knowledge they need to succeed in energy-related careers.
- **Real-World Certifications:** Students earn certifications—like SOLIDWORKS¹³—that are recognized throughout the industry as challenging to obtain and highly valuable.

Strategies

- **Internships and mentoring** provide hands-on experience to help build knowledge and skills. Mentoring is equally important to continue developing a better understanding of the energy sector.
- **Workshops** provide students with exposure to the energy sector and accessible content knowledge.
- **Outreach and recruitment** encourage underrepresented populations to consider careers in the energy sector. Career fairs and networking events connect students with players in the energy sector and educate them on the various opportunities available.
- **Curriculum** that supports the development of the skills and knowledge required for energy-related careers.

¹³ Computer-aided design, computer-aided engineering, 3D CAD design and collaboration, analysis, and product data management software. <https://www.solidworks.com/>

Figure 43. ACES Students Tour the UCLA Engineering Department



E-Contractor

Through the E-Contractor Program, contractors received technical assistance ranging from capacity building, bonding assistance, RFP assistance, and other coaching services. In 2024, E-Contractor trained more than 146 small and diverse contractors on topics ranging from change orders, the SoCalREN Multifamily Program, core estimating skills, access to capital, and many others.

Figure 44. E-Contractor Certification Graduation from the Metropolitan Water District Academy



Services

The E-Contractor Program provides training and certification for small, diverse contractors to enter the energy efficiency sector. The program aims to provide contractors with the knowledge and skills to successfully bid, design, and complete installations, including HVAC, insulation, lighting, and renewable energy systems. E-Contractor is designed to support the growth of the clean energy workforce in Southern California by providing contractors with access to training, resources, and technical assistance.

As part of the E-Contractor Program, the E-Contractor License Assistance Pilot Program (E-CLAP) was launched with three participants. The E-CLAP focused on participants in the trades (HVAC and Electrical) who had not yet achieved their contractor's license. The program assisted with preparation for the Contractors State License Board (CSLB) examination, setting up their business, insurance, and most importantly provide technical assistance/coaching throughout the process to connect them to additional resources as they start their small business.

Figure 45. E-Contractor Services



Objectives

- **Economic Growth and Job Creation:** Small and diverse contractors are essential to economic growth and job creation in communities. Providing support and resources can help them grow and create more jobs in the local community.
- **Diversifying the Contractor Pool:** The construction industry has historically been dominated by large, predominantly white-owned, firms, and by assisting small and diverse contractors, SoCalREN is helping to close the racial wealth gap as well as bring in new perspectives, ideas, and approaches to the clean energy industry.
- **Addressing Historical Inequalities:** Small and diverse contractors have often faced barriers to entry and growth in the construction industry due to systemic racism, discrimination, and lack of access to resources, training, and opportunities. Technical assistance, training, and resources help address these inequalities and provide the support needed to succeed.
- **Strengthening Local Communities:** Small and diverse contractors are deeply rooted in their communities and have strong ties to local residents and organizations. Supporting local contractors helps to strengthen local community economies.

Strategies

Technical assistance is critical for small and diverse contractors to help them overcome some of the challenges they face in the construction industry. Strategies to achieve this include:

- **Building Capacity:** Technical assistance helps to build the knowledge, skills, and capacity needed to succeed in the industry. This includes training on new green technologies, business practices, and industry standards, as well as support in bidding, project management, and financial management.
- **Overcoming Barriers:** Small and diverse contractors often face barriers such as lack of access to capital, technical expertise, and access to resources. Technical assistance helps contractors overcome these barriers by meeting with each enrolled participant on a one-on-one basis to conduct assessments.

Green Path Careers

The Green Path Careers (GPC) Program, in its fourth full year of programming, assisted 57 participants, all categorized as opportunity youth and adults (this encompasses transitioning foster youth, and individuals who are unhoused, justice impacted, or hard-to-reach/disadvantaged).



Figure 46. Green Path Careers Participants Taking Their Field Exam



Services

The GPC Program provides training and job placement services for opportunity youth and adults looking to start or advance their careers in the energy efficiency and clean energy industries. Opportunity youth and adults includes transitioning foster youth, and individuals who are unhoused, justice-impacted, or otherwise disadvantaged. The program's goal is to help bridge the gap between job seekers and employers in the region and support the growth of the clean energy workforce.

Figure 47. Green Path Careers Services



Objectives

GPC aims to prepare individuals for careers in the clean energy sector. The program is designed to support the growth of the clean energy industry and provide the necessary skills needed to succeed. Program objectives include:

- **Training and Education:** Provide job training and education in clean energy technologies such as energy efficiency and green building practices.
- **Job Placement Assistance:** Connect individuals with employers in the clean energy industry to provide job placement and career opportunities.

Strategies

The Green Path Careers Program implements a variety of strategies to achieve objectives, including:

- **Customized Training and Education:** The Program provides comprehensive training and education to individuals interested in obtaining employment in the clean energy sector. Through customized training, employers and local workforce needs are being addressed. Soft skills training (e.g., communication, goal setting, career development, etc.) is also provided to participants.
- **Career Pathways:** The program engages opportunity youth and adults on possible careers within the clean energy sector and how to get started, providing individuals with clear career pathways and job advancement opportunities.
- **Employer Partnerships and Industry Collaboration:** Employer partnerships can potentially provide job placement and career opportunities for individuals who complete training. The Program collaborates with industry leaders, trade organizations, and other stakeholders to develop and implement effective strategies for training and developing the clean energy workforce.

The primary focus of the GPC Program in 2024 was job readiness for participants. This focuses on creating well-defined career plans to achieve long-term professional success in the clean energy sector. Establishing this career roadmap was essential for keeping participants focused, motivated, and better equipped to navigate professional challenges.

Soft Skills training was a key aspect of the Program, designed to strengthen essential skills required on the job. The workshops focused on resume writing, email communication, and mastering interview techniques.

Future Green Leaders Summit

SoCalREN presented the second annual Future Green Leaders Summit to build interest in clean energy careers for middle school-aged students. In its second year, the Summit attracted 392 student attendees from 11 participating Los Angeles Unified School District (LAUSD) and Burbank Unified School District schools.



Services

The Summit provided innovative educational programming and allowed SoCalREN to introduce students to academic pathways and career opportunities in sustainability and the clean energy sector. SoCalREN provided full-service support to participating schools, including providing transportation, meals, and takeaway educational materials.

Figure 48. 2024 Future Green Leaders Summit



Objectives

FGLS was developed to provide middle school students with the opportunity to gain early inspiration about a possible future career in clean energy. The one-day event is designed to give participants tools and ideas they can build upon and carry into their future. Program objectives include:

- **Build Interest in Green Careers:** The primary objective of the program is to introduce students to the wide range of career opportunities in the clean energy sector.

- **Provide Underserved Students First-Class Opportunities:** The FGLS offers students from underserved communities the opportunity to participate in a professional-style conference event complete with expo hall, keynote speakers, and interactive workshops. These activities kept a group of more than 392 teens and pre-teens engaged and excited throughout the event.

Strategies

The 2024 FLGS was a full-day, professional conference-format event held at the Discovery Cube Los Angeles that aimed to create interest and excitement among middle school students regarding clean energy careers. The event was designed to provide inspiration for students to gain further education and consider future options. Features of the event included:

- **Logistics and Support for Schools:** All logistics including transportation, educational preparation materials, and meals were provided to support participation in the event and to alleviate burden on schools and educators.
- **Keynotes and Panels:** Successful individuals with jobs in the clean energy space provided inspirational talks and speeches.
- **Resource Fair and Interactive Workshops:** Numerous public and private sector organizations helped expand horizons by hosting booths in a resource fair and facilitating interactive workshops throughout the day.

2024 FGLS Workshops and Host

Workshops	Host
Energy Battle Royale	Global Inheritance
STEM Exhibits	Discovery Cube Los Angeles
CSULB Shark Lab Station 1: Shark Biology and Physiology	California State University Long Beach
CSULB Shark Lab Station 2: Shark Tracking Technology	California State University Long Beach

2024 FLGS Sponsors

- Los Angeles Department of Water & Power
- SoCal Gas
- ICF
- Swinerton
- SoCal Edison
- SKANSKA
- USGBC-CA

2024 Resource Booths

- BuildLACCD
- Delete the Divide
- Environmental Science Associates (ESA)
- Los Angeles County Economic Development Corporation (LAEDC)
- Hub Cities Consortium
- County of Los Angeles Fire Department: Forestry Division
- Los Angeles Mission College
- Los Angeles County Office of Education
- Los Angeles County Planning
- PDA Consulting Group, Inc.
- Los Angeles Public Library
- Los Angeles Unified School District
- Theodore Payne Foundation
- Los Angeles County Public Works S.T.E.A.M Outreach Program
- The Metropolitan Water District of Southern California

Performance

In 2024, SoCalREN's WE&T Sector efforts ramped up sharply, expanding services to reach a total of more than 720 students and members of the workforce, and over 146 contractors with the skills necessary for the clean energy transition. This growth is critical as our region prepares for the launch of numerous new energy efficiency and decarbonization efforts in coming years in support of local, state, and federal climate goals. The tables below provide a detailed breakdown of 2024 WE&T program results.

Table 26. WE&T Program Contractor Training Workshops

Course Name	Number of Contractor Participants
Write Your Change Order Story	43
Access to Capital	37
Exploring Government Opportunities with SBA	26
Corporate Transparency Act	10
SoCalREN Multifamily Program	21
Total	137

Table 27. WE&T Program Contractor Certification Training

Course Name	Certifications Earned
OSHA 30	17

Table 28. WE&T Program Contractor Academy—Metropolitan Water District (Inland Empire)

Course Name	Number of Contractor Participants
SEMINAR I: Introductions & Overview of Project Forecast	4
SEMINAR II: Bonding, Compliance & PLA	4
SEMINAR III: Introduction to Project Delivery Methods & How to Bid	3
Total	11

Table 29. WE&T Program Contractor Academy—Metropolitan Water District (Los Angeles)

Course Name	Number of Contractor Participants
SEMINAR I: Introductions & Overview of Project Forecast	21
SEMINAR II: Bonding, Compliance & PLA	23
SEMINAR III: How to Bid	22
Total	66

Table 30. ACES Certification Data

Certification Type	Number of Students Certified
ACES Programming Certificate	12
ACES Engineering Graphics Certificate	8
Certified SOLIDWORKS Associate (CSWA)	5
Certified SOLIDWORKS Professional (CSWP)	1
Adobe	42
Total	68

Table 31. 2024 ACES Internship Data

	Number of Interns	Total Hours Worked	Total Wages Earned
In-Person Internship	16		
Virtual Internship	26		
Total	42	5,232.50	\$90,417.6

Table 32. ACES Course Enrollment

Course Title	Alhambra	STEAM Legacy	South East	MaCES	Sylmar Biotech	Total
EGD TEK 101						
EGD TEK 102	25	1	5	30		61
EGD TEK 111	13	3		7	6	29
EGD TEK 121	7		1		4	12
EET 123	25		1			26
ENG GEN 101		2	10	20		32
MIT 220	6	2	2	4		14
Total	76	8	19	61	10	

Table 33. GPC Participation

	Participants
Trained Participants	20
Certifications Earned	17
Case Management Hours	205

Table 34. FGLS Participation

	Participants
Students and Educators	392
Community Partners	26

Regional Workforce Alliance

The reach of the Regional Workforce Alliance (RWA) was expanded in 2024. Established to ensure stakeholder representation in planning WE&T efforts offered by SoCalREN and to drive job placements for WE&T program participants, SoCalREN added new members in 2024, bringing total membership to 46.

SoCalREN Regional Workforce Alliance 2025 Members

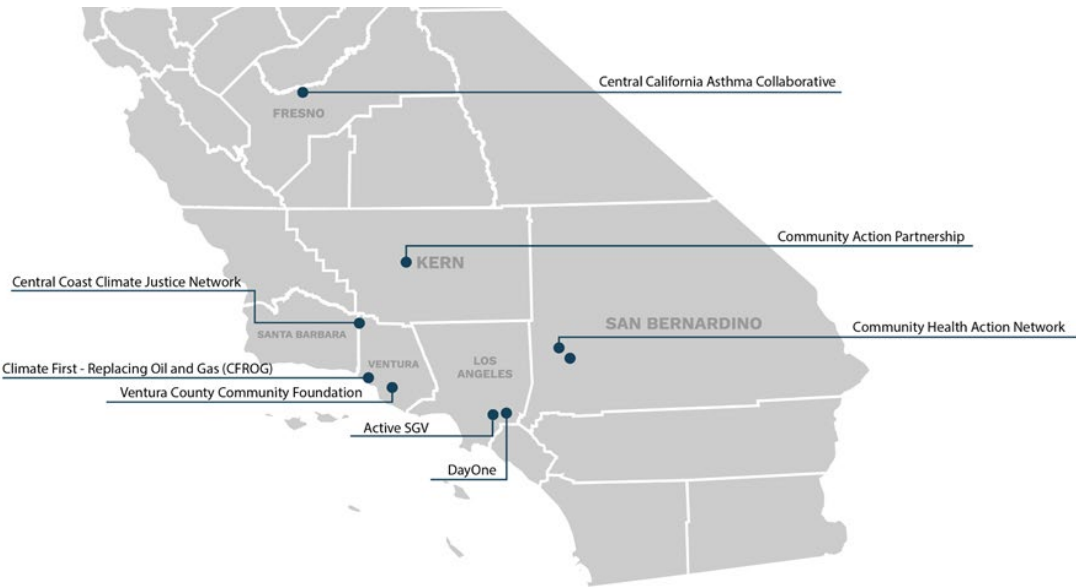
California State University Long Beach • CDTech • City of Los Angeles Economic & Workforce Development Department • City of Los Angeles Personnel Department • County of Los Angeles Department of Economic Opportunity • County of Los Angeles Internal Services Department • California State University Long Beach Institute for Innovation & Entrepreneurship • Cumming Group • Davey Consulting • Green Wealth Energy • Hub Cities Consortium • Los Angeles Clean Tech Incubator (LACI) • Los Angeles County Economic Development Corporation • Los Angeles County Supervisors Office, Fifth District • Los Angeles County Supervisors Office, First District • Los Angeles County Supervisors Office, Fourth District • Los Angeles County Supervisors Office, Second District • Los Angeles County Supervisors Office, Third District • Los Angeles Neighborhood Land Trust • Los Angeles Trade Tech Community College (LATTC) • Los Angeles Unified School District (LAUSD) • Los Angeles Unified School District; Division of Adult and Career Education • Los Angeles World Airports (LAWA) • Master of Science in Social Entrepreneurship (MSSE) Program, USC Marshall School of Business • Max Out Inc. • Metropolitan Water District • National Association of Minority Contractors So Cal (NAMC-SC) • Neighborhood Council Sustainability Alliance • Office of Mayor Karen Bass • Office of Mayor Karen Bass; Economic and Workforce Development Department • Office of Mayor Karen Bass; Environmental Justice Initiatives • Office of Mayor Karen Bass; Office of Energy and Sustainability • Office of Mayor Karen Bass; Personnel Department • South Los Angeles Transit Empowerment Zone (SLATE-Z) • Southeast LA AJCC • Southern California Gas Company • Swinerton Builders • The Bedford Group • The Local Initiatives Support Corporation (LISC) • UCLA • UCR MESA Programs • USC Credit Union • USC Net Impact • USC Viterbi K-12 STEM Center* • USGBC-California • Ventura County Workforce & Economic Development Board


*Irvine Orange County*

PORTFOLIO SUPPORT PROGRAMS

Community Based Design Collaborative

In the 2024 CPUC Decision, SoCalREN was asked to lead the development of a Community Based Design Collaborative that builds a framework for increased community involvement in energy efficiency program design and delivery. This past year marked the formation of this collaborative, which includes a diverse group of community based non-profit organizations that will meet monthly, starting in 2025, to recommend a scalable community-driven process to develop energy program pilots. Collaborative partners reflect communities impacted by a multitude of environmental justice challenges, including the counties of Los Angeles, San Bernardino, Santa Barbara, Ventura, Kern and Fresno. Partnering organizations include Central California Asthma Collaborative, Community Action Partnership, Central Coast Climate Justice Network, Community Health Action Network, Climate First—Replacing Oil and Gas, Ventura County Community Foundation, Active SGV, and Day One.





Chino Hills San Bernardino County

APPENDIX A: SOCALREN PORTFOLIO SUPPORTING DATA

Please review the file “Final SoCalREN 2024 Annual Report.xlsx,” uploaded to the California Energy Data and Reporting System (CEDARS, located at <https://cedars.sound-data.com/>), to view 2024 Supporting Data.

Final SoCalREN 2024 Annual Report

Tab Name	Applies to SoCalREN?
T-1 Savings&Goals	Y
T-2 EnvImpacts	Y
T-3 Program Data	Y
T-4 Segment Summary	Y
T-5 Bill Impacts	N
T-6 SavingsUseCategory	Y
T-7 Commitments	Y
T-8 Cap&Target	Y
T-9 BP Metrics	Y
T-10 3P Calculation	N
T-11 3P Contract Info	N
T-12 PG&E Marketplace Metrics	N
T-13 Unique Value Metrics	Y



Long Beach Los Angeles County

APPENDIX B. DEFINING "UNDERSERVED" IN THE PUBLIC SECTOR

The SoCalREN definition of underserved communities includes communities in the 25th percentile of CalEnviroScreen 4.0, very low-income communities (as defined by California Department of Housing and Community Development), Title I schools, and rural communities (based on rural-urban commuting area).

In the CPUC's decision issued July 3, 2023,¹⁴ the commission defined "underserved community" to meet the following criteria:

- Is a disadvantaged community,
- Falls within the definition of "low-income communities,"
- Is within an area identified as among the most disadvantaged 25 percent in the state,
- Has at least 75 percent of public-school students in the project area are eligible to receive free or reduced-price meals, or
- Is located on lands belonging to a federally recognized California Indian tribe.

Within the same decision, the CPUC decided to substantially uphold its previous definition¹⁵ of hard-to-reach communities with following minor modifications:

- Tribes are considered hard-to-reach, regardless of geography,

¹⁴ For a complete version of the CPUC's decision defining underserved and hard-to-reach, please see the "Decision Authorizing Energy Efficiency Portfolios for 2024–2027 and Business Plans for 2024–2031" issued on July 3, 2023.

¹⁵ The CPUC's current definition of hard-to-reach community can be found in D.18–05–041.

- Public sector customers classified as “local government” that meet certain geographic criterion and rural local governments, and
- Communities with a residential income criterion that meets ESA program eligibility.