



























The SoCalREN Public Agency Programs were created on the belief that public agencies can be powerful agents of change. Energy conservation at the local level gives communities direct, tangible benefits in the form of freed-up public resources. Take a look at what agencies enrolled in the SoCalREN Public Agency Programs have been able to accomplish together, as a Network, and thanks again for joining us and making an impact.

### Orange County Leaderboard

Agency	% of Annual Energy Savings by County	Total Annual Cost Savings	Incentives Reserved	Projects	Legend
 <b>1</b> City of Huntington Beach	<b>28%</b>	\$ \$	\$ \$ \$ \$ \$ \$ \$ \$	 x2  x5  x1  x1	<b>Legend</b>  Exterior Lighting  Street Lighting  Parks  School/Library  Public Services  \$250,000
 <b>2</b> City of Orange	<b>15%</b>	\$ \$	\$ \$ \$ \$	 x3	
 <b>3</b> City of Santa Ana	<b>12%</b>	\$	\$	 x1  x2  x5  x1	

Additional SoCalREN member agencies: City of Brea, City of Buena Park, City of Costa Mesa, City of Fullerton, City of Garden Grove, City of Irvine, City of La Habra, City of La Palma, City of Laguna Niguel, City of Laguna Woods, City of Mission Viejo, City of Newport Beach, North Net Training Authority, Orange County, Orange Unified, City of Placentia, City of Rancho Santa Margarita, Santa Ana Unified, City of Stanton, City of Tustin, City of Westminster and City of Yorba Linda.

### Overall Program Impacts\* on Communities Served

 <b>136</b> Agencies enrolled	 <b>976</b> Job opportunities	 <b>\$7.6M</b> Annual energy cost savings	 <b>\$33.9M</b> Financing obtained
 <b>70M+</b> Annual kWh savings	 <b>109k</b> Annual therm savings	 <b>2,071M</b> Gallons of water to date	 <b>3,400</b> Cars off the road to date

\* Overall Program impacts determined based on energy savings and assumed benefits per kWh/therm reduced

Below is a personalized status update for Stanton. Since the enrollment of Stanton in July 2013, the SoCalREN Public Agency Programs have worked with the Stanton to improve its energy efficiency and save money.

### Opportunities for Success



Status	Whole Building	Street Lighting	Cost Savings*	Energy Savings*	Incentives	Financing
In Progress	1 Project	1 Project (1,014 Lamps)	\$56,867 Annual	413,694 kWh 1,182 Therms Annual	\$104,524	-
Completed	-	-	-	-	-	-
Total	1 Project	1 Project (1,014 Lamps)	\$56,867 Annual	413,694 kWh 1,182 Therms Annual	\$104,524	-

\*Cost and energy savings are potential, based on each project's incentives estimates, completed audit or the SoCalREN Public Agency Programs project scoping tool

### Key Project Milestones

Key Milestones	Whole Building	Street Lighting
Energy Cost Savings	\$30,571	\$26,296
Comparative Energy Analysis	Done	Done
Energy Audit	Done	Done
Project Proposal Presentation	Jan 2020	Done
Incentives & Funding Reserved	N/A	Feb 2020
Council/Board Approval	Aug 2020	Done
Construction Start	Jun 2020	Jan 2020
Construction End	Nov 2020	Feb 2020
Incentives & Funding Received	N/A	June 2020