


















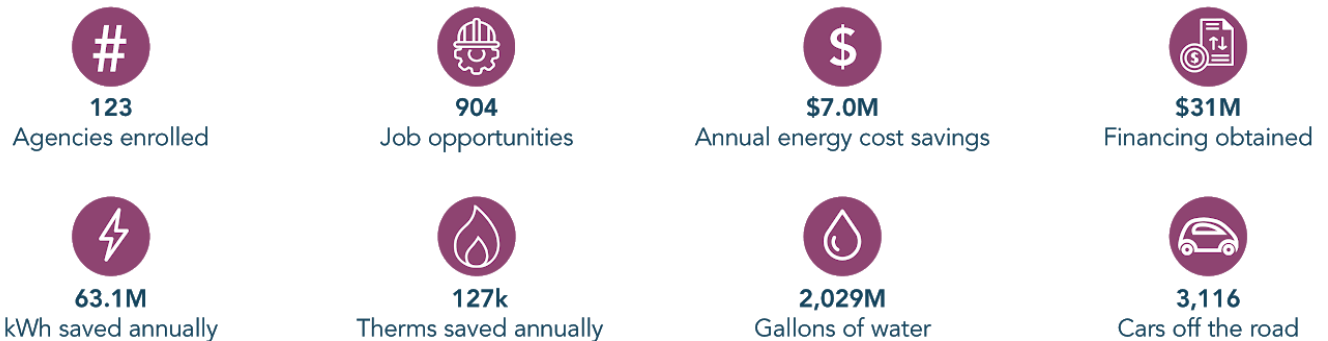
The SoCalREN Public Agency Programs were created on the belief that public agencies can be powerful agents of change. Energy conservation at the local level gives communities direct, tangible benefits in the form of freed-up public resources. Take a look at what agencies enrolled in the SoCalREN Public Agency Programs have been able to accomplish together, as a Network, and thanks again for joining us and making an impact.

Orange County Leaderboard

| Agency | % of Annual Energy Savings by County | Total Annual Cost Savings | Incentives Reserved | Projects | Legend |
|--|--------------------------------------|---------------------------|-------------------------|--|--|
|  1 City of Huntington Beach | 28% | \$ \$ | \$ \$ \$ \$ \$ \$ \$ \$ |  x5  x3  x1  x1 |  Exterior Lighting  Street Lighting  Parks  School/Library  Public Services  \$250,000 |
|  2 City of Orange | 14% | \$ \$ | \$ \$ \$ \$ |  x3 | |
|  3 City of Santa Ana | 12% | \$ | \$ |  x3  x2  x5 | |

Additional SoCalREN member agencies: City of Brea, City of Buena Park, City of Costa Mesa, City of Fullerton, City of Garden Grove, City of Irvine, City of La Habra, City of La Palma, City of Laguna Niguel, City of Laguna Woods, City of Mission Viejo, City of Newport Beach, North Net Training Authority, Orange County, Orange Unified, City of Placentia, City of Rancho Santa Margarita, City of Tustin, and City of Yorba Linda.


Overall Program Impacts* on Communities Served



* Overall Program impacts determined based on energy savings and assumed benefits per kWh/therm reduced

Below is a personalized status update for the City of Irvine. Since the enrollment of Irvine in December 2013, the SoCalREN Public Agency Programs have worked with the City to improve its energy efficiency and save money. To date, this collaboration is saving the City 1,127,473 kWh and \$176,171 annually.

Opportunities for Success



| Status | Lighting | Mechanical | Street Lighting | Cost Savings* | Energy Savings* | Incentives |
|--------------|-------------------|-------------------|-------------------|------------------|----------------------|------------------|
| In Progress | 1 Project | 2 Projects | 0 Projects | \$64,268 | 515,641 kWh | TBD |
| Completed | 2 Projects | 4 Projects | 4 Projects | \$176,171 | 1,127,473 kWh | \$268,541 |
| Total | 3 Projects | 6 Projects | 4 Projects | \$240,439 | 1,643,114 kWh | \$268,541 |

**Cost and energy savings are potential, based on each project's incentives estimates, completed audit or the SoCalREN Public Agency Programs project scoping tool*

Key Project Milestones

| Key Milestones | Irvine Civic Center | Irvine Operations Support Facility | Various Park Lighting |
|-------------------------------|---------------------|------------------------------------|-----------------------|
| Energy Cost Savings | <i>TBD</i> | <i>TBD</i> | <i>TBD</i> |
| Comparative Energy Analysis | <i>In Progress</i> | <i>In Progress</i> | <i>In Progress</i> |
| Energy Audit | <i>Done!</i> | <i>Jul 2019</i> | <i>Jul 2019</i> |
| Incentives & Funding Reserved | <i>Jul 2019</i> | <i>TBD</i> | <i>TBD</i> |
| Design & Proposal | <i>Jul 2019</i> | <i>TBD</i> | <i>TBD</i> |
| Council/Board Approval | <i>Sep 2019</i> | <i>TBD</i> | <i>TBD</i> |
| Construction Start | <i>Sep 2019</i> | <i>TBD</i> | <i>TBD</i> |
| Construction End | <i>Dec 2019</i> | <i>TBD</i> | <i>TBD</i> |
| Incentives & Funding Received | <i>2020</i> | <i>TBD</i> | <i>TBD</i> |