



























The SoCalREN Public Agency Programs were created on the belief that public agencies can be powerful agents of change. Energy conservation at the local level gives communities direct, tangible benefits in the form of freed-up public resources. Take a look at what agencies enrolled in the SoCalREN Public Agency Programs have been able to accomplish together, as a Network, and thanks again for joining us and making an impact.

### Los Angeles County Leaderboard

Agency	% of Annual Energy Savings by County	Total Annual Cost Savings	Incentives Reserved	Projects	Legend
 1 City of Long Beach	22%	\$ \$ \$ \$ \$	\$ \$ \$ \$ \$ \$ \$ \$ \$ \$ \$ \$ \$	 x1  x4  x4  x4  x2	 City Hall/Civic Center  Exterior Lighting  Street Lighting  Parks  Miscellaneous  \$250,000
 2 City of Palmdale	22%	\$ \$ \$	\$ \$ \$ \$ \$ \$ \$ \$	 x2  x2  x4	
 3 City of Santa Clarita	19%	\$ \$ \$	\$ \$ \$	 x1	

Additional SoCalREN member agencies: City of Alhambra, Alhambra Unified, Antelope Valley Union High School District, City of Arcadia, City of Avalon, Baldwin Park Unified, City of Beverly Hills, City of Claremont, City of Covina, City of Culver City, City of Diamond Bar, City of Downey, City of Duarte, City of El Monte, City of La Puente, City of Lakewood, City of Lancaster, Los Angeles County, City of Los Angeles, City of Lynwood, City of Malibu, City of Maywood, City of Monrovia, City of Monterey Park, City of Norwalk, City of Pomona, City of San Dimas, City of Santa Monica, Santa Monica-Malibu Unified School District, City of Signal Hill, City of South El Monte, City of South Pasadena, City of Temple City, City of West Covina, City of West Hollywood, and City of Whittier.

### Overall Program Impacts\* on Communities Served

 <b>123</b> Agencies enrolled	 <b>904</b> Job opportunities	 <b>\$7.0M</b> Annual energy cost savings	 <b>\$31M</b> Financing obtained
 <b>63.1M</b> kWh saved annually	 <b>127k</b> Therms saved annually	 <b>2,029M</b> Gallons of water	 <b>3,116</b> Cars off the road

\* Overall Program impacts determined based on energy savings and assumed benefits per kWh/therm reduced

Below is a personalized status update for Covina. Since the enrollment of Covina in 2013, the SoCalREN Public Agency Programs have worked with Covina to improve its energy efficiency and save money. To date, this collaboration has saved around 15% of the overall electric energy usage.

### Opportunities for Success



Status	Lighting	Mechanical	Street Lighting	Cost Savings*	Energy Savings*	Incentives	Financing
Planned	N/A						
In Progress	N/A						
Completed	2 projects 222 Outdoor Lights	1 project	505 Lights	\$78,237 Annual	835,832 kWh 1,600 Therms Annual	\$108,987 Annual	\$440,000 OBF

*\*Cost and energy savings are potential, based on each project's incentives estimates, completed audit or the SoCalREN Public Agency Programs project scoping tool*