













The SoCalREN Public Agency Programs were created on the belief that public agencies can be powerful agents of change. Energy conservation at the local level gives communities direct, tangible benefits in the form of freed-up public resources. Take a look at what agencies enrolled in the SoCalREN Public Agency Programs accomplished together as a Network, and thanks again for joining us and making an impact.

San Bernardino County Leaderboard

| Agency | % of Annual Energy Savings by County | Total Annual Cost Savings | Incentives Reserved | Projects | Legend |
|---|--------------------------------------|---------------------------|--|--|---|
|  1 City of Rancho Cucamonga | 41% | \$ \$ \$ \$ \$ | \$ |  x5 |  Public Services  Street Lighting  Wastewater  \$100,000 |
|  2 City of San Bernardino | 34% | \$ \$ \$ \$ \$ | \$ \$ \$ \$ \$ \$ \$ \$ \$ \$ \$ |  x2  x4 | |
|  3 City of Chino Hills | 10% | \$ | \$ \$ \$ \$ \$ |  x1  x2 | |

Additional SoCalREN member agencies: City of Barstow, City of Fontana, Fontana Unified, City of Hesperia, City of Highland, City of Montclair, City of Redlands, City of Rialto, San Bernardino City Unified and San Bernardino County.

Overall Program Impacts* on Communities Served

- #**
137 Agencies enrolled
- 976**
Job opportunities
- \$7.6M**
Annual energy cost savings
- \$33.9M**
Financing obtained
- 70M+**
Annual kWh savings
- 109k**
Annual therm savings
- 2,071M**
Gallons of water to date
- 3,400**
Cars off the road to date

* Overall Program impacts determined based on energy savings and assumed benefits per kWh/therm reduced

Below is a personalized status update for The City of Redlands. Since the enrollment of The City of Redlands in February 2017, the SoCalREN Public Agency Programs have worked with the City of Redlands to improve its energy efficiency and save money.

Opportunities for Success



| Status | Whole Building | Cost Savings* | Energy Savings* | Incentives | Financing |
|---------|----------------|-----------------|--------------------|------------|-----------|
| Planned | 3 Buildings | \$32,886 Annual | 298,960 kWh Annual | TBD | TBD |

*Cost and energy savings are potential, based on each project's incentives estimates, completed audit or the SoCalREN Public Agency Programs project scoping tool

Key Project Milestones

| Key Milestones | Redlands City Hall Whole Building | Redlands Library Whole Building | Redlands Police Station Whole Building |
|-------------------------------|-----------------------------------|---------------------------------|--|
| Energy Cost Savings | TBD | TBD | TBD |
| Comparative Energy Analysis | June 2020 | June 2020 | June 2020 |
| Energy Audit | July 2020 | July 2020 | July 2020 |
| Incentives & Funding Reserved | January 2021 | January 2021 | January 2021 |
| Design & Proposal | February 2021 | February 2021 | February 2021 |
| Council/Board Approval | March 2021 | March 2021 | March 2021 |
| Construction Start | June 2021 | June 2021 | June 2021 |
| Construction End | September 2022 | September 2022 | September 2022 |
| Incentives & Funding Received | TBD | TBD | TBD |