


















The SoCalREN Public Agency Programs were created on the belief that public agencies can be powerful agents of change. Energy conservation at the local level gives communities direct, tangible benefits in the form of freed-up public resources. Take a look at what agencies enrolled in SoCalREN Public Agency Programs accomplished together as a Network, and thanks again for joining us and making an impact.

Santa Barbara County Leaderboard

Agency	% of Annual Energy Savings Since Enrollment	Total Annual Cost Savings	Incentives Reserved	Projects	Legend
 Santa Barbara County	25.7%			 x1 x2 * x1	<ul style="list-style-type: none">  Exterior Lighting  Street Lighting  Parks  Public Services  Other  \$50,000
 City of Santa Barbara	3.1%			 x4 x5 x1 * x3	
 City of Carpinteria	0.1%			 x1  x1	

Additional SoCalREN member agency: City of Goleta.

Overall Program Impacts* on Communities Served


150
Agencies enrolled


1120+
Job opportunities


\$8.8M
Annual energy cost savings


\$40.8M
Financing obtained


79M+
Annual kWh savings


135k
Annual therm savings


2,260M+
Gallons of water


12,300+
Cars off the road

* Overall Program impacts determined based on energy savings and assumed benefits per kWh/therm reduced

Below is a personalized status update for the City of Santa Barbara. Since the enrollment of Santa Barbara in July 2013, SoCalREN Public Agency Programs have worked with the City of Santa Barbara to improve its energy efficiency and save money.

Opportunities for Success



Status	Lighting	Mechanical	Street Lighting	Cost Savings*	Energy Savings*	Incentives	Financing
Planned	3	1	-	-	-	-	-
In Progress	1	-	-	-	51,805 kWh	\$9,694	TBD Pending Approval
Completed	8		1	-	522,626 kWh	\$171,292	\$296,134
Total	12	1	1	\$124,778.39	574,431 kWh	\$180,986	\$296,134

*Cost and energy savings are potential, based on each project's incentives estimates, completed audit or the SoCalREN Public Agency Programs project scoping tool

Key Project Milestones

Key Milestones	Santa Barbara Parking Lots 7 and 9 Lighting	Santa Barbara Airport Lighting	Santa Barbara Library Lighting	Santa Barbara Westside Community Center Mechanical	Santa Barbara System-wide Pump Efficiency Projects
Energy Savings	51,805* kWh	194,149 kWh (Potential)	TBD	TBD	200,000 kWh (Potential)

*Parking Lots 7 and 9 Lighting is currently in the final review stage, submitted for 51,805 kWh, 5.91kW, \$9,694 incentives