


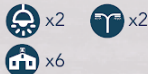














The SoCalREN Public Agency Programs were created on the belief that public agencies can be powerful agents of change. Energy conservation at the local level gives communities direct, tangible benefits in the form of freed-up public resources. Take a look at what agencies enrolled in the SoCalREN Public Agency Programs accomplished together as a Network, and thanks again for joining us and making an impact.

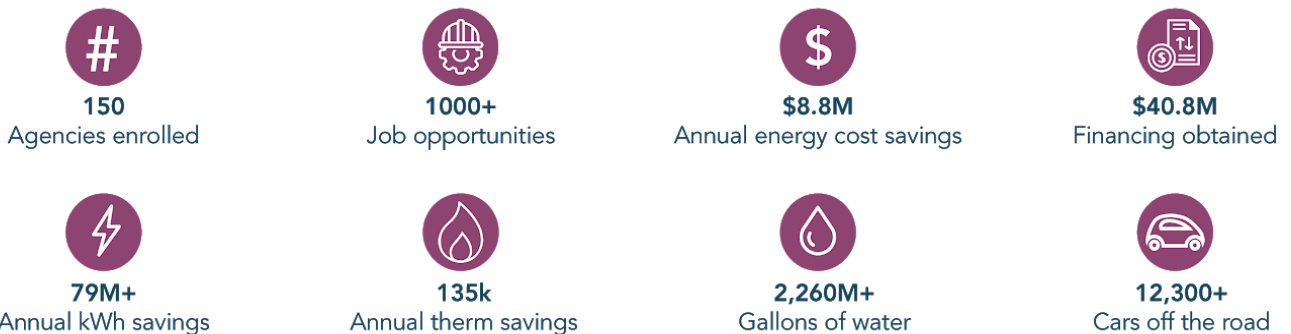
Ventura County Leaderboard

Agency	% of Annual Energy Savings Since Enrollment	Total Annual Cost Savings	Incentives Reserved	Projects	Legend
 1 Conejo Valley Unified	31.1%				 Exterior Lighting  Street Lighting  School/Library  \$100,000
 2 Oxnard Union High	17.5%				
 3 Port of Hueneme	16.1%				

Additional SoCalREN member agencies: Bridges Charter School District, City of Camarillo, Channel Islands Beach Community Services District, Conejo Recreation and Parks District, Moorpark Unified, Ocean View School District, Ojai Valley Sanitary District, City of Oxnard, Pleasant Valley County Water District, Pleasant Valley School District, Rio School District, City of Santa Paula, City of Simi Valley, City of Thousand Oaks, United Water Conservation District, City of Ventura, Ventura County, and Ventura Unified.

Note: % of Annual Energy Savings Since Enrollment includes projects that are completed and committed based on audits completed.

Overall Impacts on Communities Served



Note: overall impacts determined based on energy savings and assumed benefits per kWh/therm reduced.

Below is a personalized status update for Conejo Valley Unified School District. Since the enrollment of the District in November 2013, SoCalREN Public Agency Programs have worked with the District to improve its energy efficiency and save money. To date, this collaboration has saved X% of overall electric energy usage and Y% of overall gas energy usage¹.

Opportunities for Success



Status	Lighting	Mechanical	Cost Savings*	Energy Savings*	Incentives	Financing
Planned	1 Project	1 Project	TBD	TBD	TBD	TBD
Completed	2 Projects	4 Projects	\$534,861 Annual	4,841,520 kWh 2,868 Therms Annual	\$225,659 Saved	\$3,145,325 OBF Reserved
Total	3 Projects	5 Projects	\$534,861	4,841,520 kWh 2,868 Therms	\$225,659	\$3,145,325

*Cost and energy savings are potential, based on each project's incentives estimates, completed audit or the SoCalREN Public Agency Programs project scoping tool

¹ These percentages are based on agency wide annual energy consumption at enrollment.

Key Project Milestones

Key Milestones	Elementary Schools LT	Newbury Park HS (Chillers EMS)	Various Lighting	Various Lighting 2
Energy Cost Savings	TBD	TBD	\$153,566	\$234,091
Comparative Energy Analysis	Done!	Done!	Done!	Done!
Energy Audit	Nov 2020	Nov 2020	Done	Done
Incentives & Funding Reserved	Mar 2021	Mar 2021	Done!	Done!
Design & Proposal	Mar 2021	Nov 2020	Done!	Done!
Council/Board Approval	Apr 2021	Nov 2020	Done!	Done!
Construction Start	Sep 201	Apr 2021	Done!	Done!
Construction End	Oct 2021	Apr 2021	Done!	Done!
Incentives & Funding Received	May 2022	May 2021	Done!	Done!

Key Milestones	Elementary Mechanical	Middle Mechanical	High Mechanical	EEP Phase 2 Mechanical
Energy Cost Savings	\$46,187	\$54,099	\$79,017	\$25,646
Comparative Energy Analysis	Done!	Done!	Done!	Done!
Energy Audit	Done	Done	Done	Done
Incentives & Funding Reserved	Done!	Done!	Done!	Done!
Design & Proposal	Done!	Done!	Done!	Done!
Council/Board Approval	Done!	Done!	Done!	Done!
Construction Start	Done!	Done!	Done!	Done!
Construction End	Done!	Done!	Done!	Done!
Incentives & Funding Received	Done!	Done!	Done!	Done!