





















The SoCalREN Public Agency Programs were created on the belief that public agencies can be powerful agents of change. Energy conservation at the local level gives communities direct, tangible benefits in the form of freed-up public resources. Take a look at what agencies enrolled in the SoCalREN Public Agency Programs accomplished together as a Network, and thanks again for joining us and making an impact.

Orange County Leaderboard

Agency	% of Annual Energy Savings by County	Total Annual Cost Savings	Incentives Reserved	Projects	Legend
 1 City of Huntington Beach	24%	\$ \$	\$ \$ \$ \$ \$ \$ \$ \$	 x3  x8  x2	 Exterior Lighting  Street Lighting  Parks  Public Services  School/Library  Miscellaneous  \$250,000
 2 City of Orange	17%	\$	\$ \$ \$ \$	 x3  x2  x3  * x1	
 3 City of Santa Ana	10%	\$	\$	 x5  x2  x2  x2	

Additional SoCalREN member agencies: City of Brea, City of Buena Park, City of Costa Mesa, City of Fullerton, City of Garden Grove, City of Irvine, City of La Habra, City of La Palma, City of Laguna Niguel, City of Laguna Woods, City of Mission Viejo, City of Newport Beach, North Net Training Authority, Orange County, Orange Unified, City of Placentia, City of Rancho Santa Margarita, Santa Ana Unified, City of Stanton, City of Tustin, City of Westminster and City of Yorba Linda.

Overall Program Impacts* on Communities Served



* Overall Program impacts determined based on energy savings and assumed benefits per kWh/therm reduced

Below is a personalized status update for the City of Huntington Beach. Since the enrollment of the City in October 2013, the SoCalREN Public Agency Programs have worked with Huntington Beach to improve its energy efficiency and save money. To date, this collaboration is saving the City over 4 million kWh annually, which accounts for 24% of Orange County's total SoCalREN energy savings.

Opportunities for Success



Status	Lighting	Mechanical	Street Lighting	Cost Savings*	Energy Savings*	Incentives	Financing
In Progress	-	2 Projects 2 Facilities	-	\$40,598 Annual	338,316 kWh 3,364 Therms Annual	4 Apps \$49,546 Saved	
Completed	1 Project 1 Facility	-	12,930 Lamps	\$441,250 Annual	3,677,082 kWh Annual	19 Apps \$1,798,204 Saved	-
Total	1 Project 1 Facility	2 Projects 2 Facilities	12,930 Lamps	\$481,848 Annual	4,015,398 kWh 3,364 Therms Annual	21 Apps \$1,828,448 Saved	-

*Cost and energy savings are potential, based on each project's incentives estimates, completed audit or the SoCalREN Public Agency Programs project scoping tool

Key Project Milestones

Key Milestones	Shorebreak Parking Lighting	LS-1 Streetlights	Joint Powers Training Center	Central Library
Energy Cost Savings	\$20,454	\$306,441	\$3,523	\$21,886
Comparative Energy Analysis	Done!	Done!	Done!	Done!
Energy Audit	Done!	Done!	Done!	Done!
Incentives & Funding Reserved	Done!	Done!	Done!	Done!
Design & Proposal	Done!	Done!	Done!	Done!
Council/Board Approval	Done!	Done!	January 2020	Done!
Construction Start	Done!	Done!	March 2020	April 2020
Construction End	Done!	Done!	March 2020	August 2020
Incentives & Funding Received	Done!	Done!	August 2020	October 2020