





















The SoCalREN Public Agency Programs were created on the belief that public agencies can be powerful agents of change. Energy conservation at the local level gives communities direct, tangible benefits in the form of freed-up public resources. Take a look at what agencies enrolled in the SoCalREN Public Agency Programs accomplished together as a Network, and thanks again for joining us and making an impact.

### Orange County Leaderboard

Agency	% of Annual Energy Savings by County	Total Annual Cost Savings	Incentives Reserved	Projects	Legend
 <b>1</b> City of Huntington Beach	<b>24%</b>	\$ \$	\$ \$ \$ \$ \$ \$ \$ \$	 x3  x8  x2	<ul style="list-style-type: none"> <li> Exterior Lighting</li> <li> Street Lighting</li> <li> Parks</li> <li> Public Services</li> <li> School/Library</li> <li> Miscellaneous</li> <li> \$250,000</li> </ul>
 <b>2</b> City of Orange	<b>17%</b>	\$	\$ \$ \$ \$	 x3  x2  x3  x1	
 <b>3</b> City of Santa Ana	<b>10%</b>	\$	\$	 x5  x2  x2  x2	

Additional SoCalREN member agencies: City of Brea, City of Buena Park, City of Costa Mesa, City of Fullerton, City of Garden Grove, City of Irvine, City of La Habra, City of La Palma, City of Laguna Niguel, City of Laguna Woods, City of Mission Viejo, City of Newport Beach, North Net Training Authority, Orange County, Orange Unified, City of Placentia, City of Rancho Santa Margarita, Santa Ana Unified, City of Stanton, City of Tustin, City of Westminster and City of Yorba Linda.

### Overall Program Impacts\* on Communities Served

 <b>137</b> Agencies enrolled	 <b>976</b> Job opportunities	 <b>\$7.6M</b> Annual energy cost savings	 <b>\$33.9M</b> Financing obtained
 <b>70M+</b> Annual kWh savings	 <b>109k</b> Annual therm savings	 <b>2,071M</b> Gallons of water to date	 <b>3,400</b> Cars off the road to date

\* Overall Program impacts determined based on energy savings and assumed benefits per kWh/therm reduced

Below is a personalized status update for the City of Fullerton. Since the enrollment of the City in August 2017, the SoCalREN Public Agency Programs have worked with Fullerton to improve its energy efficiency and save money. To date, this collaboration is saving the City over 1 million kWh annually.

### Opportunities for Success



Status	Lighting	Pumping/Process Optimization	Street Lighting	Cost Savings*	Energy Savings*	Incentives	Financing
In Progress		1 Project: 1 Facility		\$7,700 Annual	70,000 kWh Annual	1 App: \$4,020 Saved	
Completed	1 Project: 3 Facilities	-	3,250 Lamps	\$118,300 Annual	1,075,500 kWh Annual	2 Apps: \$305,743 Saved	\$88,445 OBF
Total	1 Project	1 Pumping Project	3,250 Lamps	\$126,000 Annual	1,145,500 kWh Annual	\$309,763 Saved	\$88,445 OBF

\*Cost and energy savings are potential, based on each project's incentives estimates, completed audit or the SoCalREN Public Agency Program project scoping tool

### Key Project Milestones

Key Milestones	Parking Garage Lighting (3 sites)	Express Street Lighting	Custom Street Lighting	Fullerton Hermitage Pumping Station
Energy Cost Savings	\$13,410	\$92,610	\$12,280	\$7,700
Comparative Energy Analysis	Done!	Done!	Done!	Done!
Energy Audit	Done!	Done!	Done!	Done!
Incentives & Funding Reserved	Done!	Done!	Done!	Done!
Design & Proposal	Done!	Done!	Done!	Done!
Council/Board Approval	Done!	Done!	Done!	September 2020
Construction Start	Done!	Done!	Done!	October 2020
Construction End	Done!	Done!	Done!	December 2019
Incentives & Funding Received	Done!	Done!	Done!	May 2020