














The SoCalREN Public Agency Programs were created on the belief that public agencies can be powerful agents of change. Energy conservation at the local level gives communities direct, tangible benefits in the form of freed-up public resources. Take a look at what agencies enrolled in the SoCalREN Public Agency Programs accomplished together as a Network, and thanks again for joining us and making an impact.

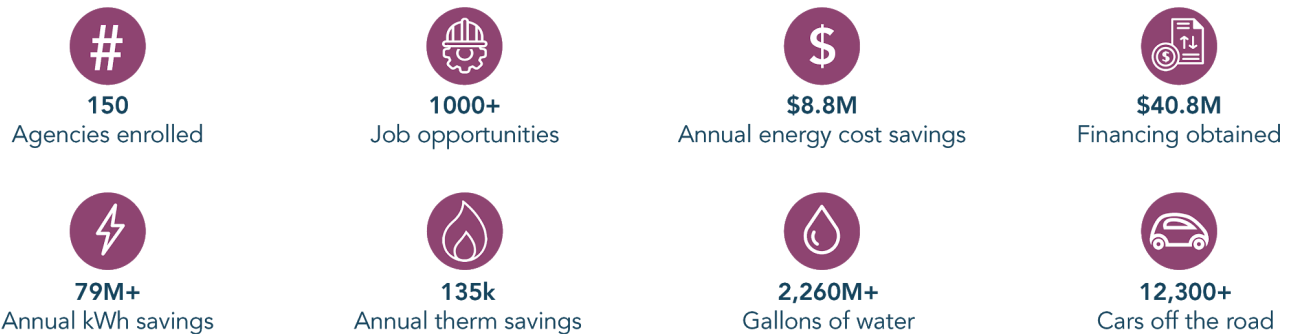
Water/Wastewater Agency Leaderboard

Agency	% of Annual Energy Savings Since Enrollment	Total Annual Cost Savings	Incentives Reserved	Projects	Legend
 1 United Water Conservation District	28.2%	\$\$\$	\$\$\$	 x1  x5  x1	 Exterior Lighting  Water/Pumping  Wastewater  Other  \$100,000
 2 Cucamonga Valley Water District	13.7%	\$\$\$\$\$	\$\$\$\$\$	 x13	
 3 Carpinteria Sanitary District	12.6%	(\$)	(\$)	 x1	

Additional SoCalREN member agencies: Channel Islands Beach Community Services District, Coachella Valley Water District, Eastern Municipal Water District, Foothill Municipal Water District, Goleta Sanitary District, Idyllwild Water District, Inland Empire Utilities Agency, Jurupa Community Services District, Las Virgenes Municipal Water District, Ojai Valley Sanitary District, Orange County Sanitation District, Pleasant Valley County Water District, Running Springs Water District, South Orange County Wastewater Authority, Tulare Irrigation District, Western Municipal Water District, Western Riverside County Regional Wastewater Authority and Yucaipa Valley Water District.

Note: % of Annual Energy Savings Since Enrollment includes projects that are completed and committed based on audits completed.

Overall Impacts on Communities Served



Note: overall impacts determined based on energy savings and assumed benefits per kWh/therm reduced.

Below is a personalized status update for Cucamonga Valley Water District (CVWD). Since the enrollment of CVWD in October 2014, SoCalREN Public Agency Programs have worked with CVWD to improve its energy efficiency and save money. To date, this collaboration has saved over 5 million kWh for the District.

Opportunities for Success



Status	Pumping / Process Optimization	Cost Savings*	Energy Savings*	Incentives	Financing
In Progress	5	\$150,719+	1,370,176 kWh 133 kW	\$100,645	-
Completed	11	\$431,830+	3,925,732 kWh 105 kW	\$264,233	\$867,744 OBF Reserved
Total	16	\$582,549+	5,295,908 kWh 238 kW	\$364,878	\$867,744 OBF Reserved

**Cost and energy savings are potential, based on each project's incentives estimates, completed audit or the SoCalREN Public Agency Programs project scoping tool*

Key Project Milestones

Key Milestones	Pump Overhauls	Zone 1 Sequencing	Inline Hydrogeneration	Zone 3A Sequencing
Energy Cost Savings	\$113,715	\$37,004	TBD	TBD
Energy Audit	Complete	Complete	Jan. 2021	TBD
Incentives & Funding Reserved	Complete	Oct. 2019	TBD	TBD
Design & Proposal	Complete	Q4 2019	TBD	TBD
Council/Board Approval	Complete	Q1 2020	TBD	TBD
Construction Start	Complete	Q1 2021 (Sequencing)	TBD	TBD
Construction End	Q2 2022	Q1 2021	TBD	TBD
Incentives & Funding Received	Q3 2022	Q2 2021	TBD	TBD