





















The SoCalREN Public Agency Programs were created on the belief that public agencies can be powerful agents of change. Energy conservation at the local level gives communities direct, tangible benefits in the form of freed-up public resources. Take a look at what agencies enrolled in SoCalREN Public Agency Programs accomplished together as a Network, and thanks again for joining us and making an impact.

Los Angeles County Leaderboard					Legend
Agency	% of Annual Energy Savings Since Enrollment	Total Annual Cost Savings	Incentives Reserved	Projects	
 1 City of Palmdale	38.9%				<ul style="list-style-type: none"> <li> Exterior Lighting</li> <li> Street Lighting</li> <li> Parks</li> <li> Public Services</li> <li> \$200,000</li> </ul>
 2 City of La Puente	32.9%				
 3 City of Santa Clarita	18.7%				

Additional SoCalREN member agencies in this region: City of Alhambra, Alhambra Unified, Antelope Valley Union High School District, City of Arcadia, City of Avalon, City of Baldwin Park, Baldwin Park Unified, City of Beverly Hills, Beverly Hills Unified, City of Carson, City of Claremont, City of Covina, City of Culver City, City of Diamond Bar, City of Downey, City of Duarte, City of El Monte, El Monte Union High School District, Foothill Municipal Water District, City of Industry, City of Irwindale, City of La Verne, City of Lakewood, City of Lancaster, Las Virgenes Municipal Water District, City of Long Beach, City of Los Angeles, County of Los Angeles, City of Lynwood, City of Malibu, City of Maywood, Metrolink, City of Monrovia, City of Monterey Park, City of Norwalk, City of Paramount, City of Pico Rivera, City of Pomona, City of San Dimas, City of San Gabriel, City of Santa Clarita, City of Santa Monica, Santa Monica-Malibu Unified, City of Signal Hill, City of South Pasadena, City of Temple City, City of Walnut, City of West Covina, City of West Hollywood, and City of Whittier.

Note: % of Annual Energy Savings Since Enrollment includes projects that are completed based on construction end date.

## Overall Impacts on Communities Served

 <b>150</b> Agencies enrolled	 <b>1000+</b> Job opportunities	 <b>\$8.8M</b> Annual energy cost savings	 <b>\$40.8M</b> Financing obtained
 <b>79M+</b> Annual kWh savings	 <b>135k</b> Annual therm savings	 <b>2,260M+</b> Gallons of water	 <b>12,300+</b> Cars off the road

Note: overall impacts determined based on energy savings and assumed benefits per kWh/therm reduced.

Below is a personalized status update for Metrolink. Since the enrollment of Metrolink in February 2020, SoCalREN Public Agency Programs have worked with Metrolink to improve its energy efficiency and save money. This collaboration has resulted in 5 projects identified so far.

### Opportunities for Success



Status	Lighting	Mechanical	Cost Savings*	Energy Savings*	Incentives	Financing
Planned	2 Projects 2 Facilities	2 Projects 2 Facilities	\$11,442	76,287 kWh	TBD	TBD
In Progress	2 Projects 2 Facilities	2 Projects 2 Facilities	\$33,046	178,749 kWh 731 Therms	TBD	TBD
<b>Total</b>	<b>4 Projects 4 Facilities</b>	<b>4 Projects 4 Facilities</b>	<b>\$44,488</b>	<b>255,036 kWh 731 Therms</b>	<b>TBD</b>	<b>TBD</b>

*\*Cost and energy savings are potential, based on each project's incentives estimates, completed audit or the SoCalREN Public Agency Programs project scoping tool*

### Key Project Milestones

Key Milestones	2558 Supply Street	Dispatching & Ops Center	Eastern Maintenance Facility	Melbourne Facility
Comparative Energy Analysis	<i>Done!</i>	<i>TBD</i>	<i>TBD</i>	<i>TBD</i>
Energy Audit	<i>Done!</i>	<i>In Progress</i>	<i>In Progress</i>	<i>Q1 2021</i>
Incentives & Funding Reserved	<i>TBD</i>	<i>Q1 2021</i>	<i>Q1 2021</i>	<i>Q1 2021</i>
Design & Proposal	<i>TBD</i>	<i>Q2 2021</i>	<i>Q2 2021</i>	<i>Q2 2021</i>
Council/Board Approval	<i>TBD</i>	<i>Q3 2021</i>	<i>Q3 2021</i>	<i>Q3 2021</i>
Construction Start	<i>TBD</i>	<i>Q4 2021</i>	<i>Q4 2021</i>	<i>Q4 2021</i>
Construction End	<i>TBD</i>	<i>Q4 2022</i>	<i>Q4 2022</i>	<i>Q4 2022</i>
Incentives & Funding Received	<i>TBD</i>	<i>Q1 2022</i>	<i>Q1 2022</i>	<i>Q1 2022</i>